

Reproductive fitness consequences of progenesis: sex-specific payoffs in safe and risky environments

Mathieu Denoël¹, Laura Drapeau¹ and Laurane Winandy^{1,2,3}

¹Laboratory of Fish and Amphibian Ethology, Behavioural Biology Group, Freshwater and Oceanic science Unit of reSearch (FOCUS), University of Liège, Liège, Belgium

²CNRS - Université Paul Sabatier – UMR 5174, Laboratoire Evolution et Diversité Biologique, Toulouse, France

³CNRS UMR 5321, Station d'Ecologie Théorique et Expérimentale, Moulis, France

ORCID ID MD, 0000-0002-3586-8323

ORCID ID LW, 0000-0001-6255-2503

Correspondence

Mathieu Denoël, Laboratory of Fish and Amphibian Ethology, Behavioural Biology Group, Freshwater and Oceanic science Unit of reSearch (FOCUS), University of Liège, Liège, Belgium

Mathieu.Denoel [a] uliege.be

Short running title: sex-specific payoffs of progenesis

Abstract

Progenesis is considered to have an important role in evolution because it allows the retention of both a larval body size and shape in an adult morphology. However, the cost caused by the adoption of a progenetic process in both males and females remains to be explored to explain the success of progenesis and particularly its biased prevalence across the sexes and environments. Here, through an experimental approach, we used a facultative progenetic species, the palmate newt (*Lissotriton helveticus*) that can either mature at a small size and retain gills or mature after metamorphosis, to test three hypotheses for sex-specific payoffs of progenesis in safe versus risky habitats. Goldfish were used because they caused a higher decline in progenetic than metamorphic newts. We determined that progenetic newts have a lower reproductive fitness than metamorphic newts. We also found that, when compared to metamorphs, progenetic males have lower reproductive activity than progenetic females and that predatory risk affects more progenetic than metamorphic newts. By identifying ultimate causes of the female-biased sex ratios found in nature, these results support the male escape hypothesis, i.e. the higher metamorphosis rate of progenetic males. They also highlight that although progenesis is advantageous in advancing the age at first reproduction, it also brings an immediate fitness cost and this, particularly, in hostile predatory environments. This means that whereas some environmental constraints could favour facultative progenesis, some others, such as predation, can ultimately counter-select progenesis. Altogether, these results improve our understanding of how developmental processes can affect the sexes differently and how species invasions can impair the success of alternative developmental phenotypes.

The present pdf is the author version. The final paginated published pdf is available in the institutional repository ORBi and in the publisher website, Wiley:
<http://dx.doi.org/10.1111/JEB.13449>

KEYWORDS

amphibians, facultative paedomorphosis, fitness, heterochrony, metamorphosis, newt, predation, progenesis, reproduction, sex ratio

1 INTRODUCTION

Paedomorphosis is a key developmental mode that involves the retention of larval ancestral traits in the adults of descendants (Garstang, 1922, 1928). When this heterochrony bypasses metamorphosis – a spectacular body transformation – paedomorphosis produces reproductive organisms largely different from their ancestors (Gould, 1977; Laudet, 2011). As these changes involve the relative timing and rate of development of the somatic versus gonadal tissues, they do not require deep genetic changes (Gould, 1982; McKinney & McNamara, 1991). Consequently, this leads to the consideration that paedomorphosis plays a major role in both micro- and macro-evolution (Garstang, 1954; Gould, 1977; Long, 1990; McNamara, 2012; Bonett & Blair, 2017). However, the understanding of this role necessitates that we focus at the level of the developmental processes that produce paedomorphosis (Gould, 1977). Actually, there are two main distinct recognised processes determining paedomorphosis: neoteny and progenesis. Although neoteny results in paedomorphosis through a retardation of somatic development, progenesis makes it possible through a precocious sexual maturation, and therefore a truncation of ontogeny and a reproduction at a small size (Giard, 1887; Gould, 1977; Alberch, Gould, Oster, & Wake, 1979; McNamara, 1988). Progenesis is often considered more adaptive than neoteny in opening the exploitation of vacant spatial niches out of reach by larger individuals and in improving fitness through a precocious access to sexual partners (Gould, 1977). Typical examples of exploitation of new habitats refer to the meiofauna which is composed of miniaturized adults that can colonize and move easily through the sediment (Snyder & Bretsky, 1971; Westheide, 1987; Struck et al., 2015) and to parasites that specialize on their larger hosts (Stunkard, 1959; Lefebvre & Poulin, 2005). With regard to reproduction itself, progenesis is regarded as advantageous because an early breeding can provide a higher fitness, therefore reducing generation time and, ultimately, possibly favouring speciation (Gould, 1977; Hanken & Wake, 1993; Ryan & Semlitsch, 1998; Kon & Yoshino, 2002).

The payoffs of reproducing at a small juvenilized stage are expected to differ across the sexes and may have given rise to a contrasted evolution of progenesis between the sexes. In protandrous progenesis, the size reduction of males allows them to live on or within their female host (Giard, 1887; McKinney & McNamara, 1991) and to get an earlier access to them (Adamson, 1990). The sex-specific prevalence of progenesis suggests that progenesis can also result in some costs due to its associated miniaturization (Adamson, 1990). In most ectotherms, such as arthropods, fish, amphibians and reptiles, there is indeed a positive correlation between body size and clutch size in females (fecundity selection) and between body size and mate choice (sexual selection) (Edward & Chapman, 2011; Pincheira-Donoso & Hunt, 2017). Accordingly, progenesis was shown to cause a lower fecundity in females in several groups such as millipedes and molluscs (Gould, 1977), but also in amphibians (Wake, 1986). However, because of their adaptation to unstable habitats, progenetic organisms have also been considered

as *r*-strategists, with a high fecundity (McNamara, 1988). Finally, because reproduction may be riskier for one of the sexes as a consequence of visibility or vulnerability to predators (Magnhagen, 1991) and because prey-predator interactions are mediated by the size of organisms (Cohen, Pimm, Yodzis, & Saldaña, 1993), it can be expected that progenesis would have a different payoff in males and females across safe and risky environments.

Polymorphisms are excellent models in which to explore the fitness consequences of progenesis because they can produce alternative size-dimorphic morphologies that have a common evolutionary history and share similar or even identical habitats during a part of their life (Kalezić, Cvetković, Djorović, & Džukić, 1996; Whiteman, 1997; West-Eberhard, 2003; Lefebvre & Poulin, 2005). Gould (1977) used the term ‘facultative progenesis’ to denote these polymorphisms. This has been shown since to be typical of many populations of newts and salamanders where both sexes are progenetic, leading to the coexistence of small and young gilled adults with larger and older metamorphosed adults in the same water bodies (Denoël & Joly, 2000; Denoël, Ivanović, Džukić, & Kalezić, 2009). Although both phenotypes can exhibit sexual traits, such as a developed cloaca (Denoël, 2017) and seasonal epigamous characters (Winandy & Denoël, 2015b), the progenetic males are rarer than progenetic females in newt populations, with sex-ratios that can be as biased as five females per male (Gabrion, 1976). This is in part explained by the higher probability in males to metamorphose and escape water for land (Mathiron, Lena, Baouch, & Denoël, 2017; Denoël et al. 2019a) but this then suggests that this sex-specific response may be due to a reproductive cost borne only or mainly by males (see also Roff & Fairbairn, 1993; Whiteman, 1997). Moreover, by their aquatic mode of life, progenetic newts and salamanders are more vulnerable to predation than metamorphosed newts and may have their reproductive fitness differently affected. This is supported by the high declines found in natural populations of progenetic newts (Denoël & Winandy, 2015), but this needs to be experimentally tested.

By using a facultative progenetic species, the palmate newt, *Lissotriton helveticus* (Razoumowsky, 1789) as a model system (Denoël et al., 2009; Mathiron et al., 2017), we aim to test the following hypotheses on the payoffs of progenesis across the sexes and in risky versus safe environments: (1) under the ‘male escape’ hypothesis, we predict that the payoffs for progenetic males are lower than those of the progenetic females; (2) under the ‘reproductive cost’ hypothesis of progenesis, we predict that progenesis induces a lower reproductive output (courtship in males, egg laying in females) because progenetic newts are smaller than metamorphic newts; and (3) under the ‘predator-risk’ hypothesis of progenesis, we predict that, in predator-rich environments, progenetic newts are more affected than metamorphic newts.

2. MATERIAL AND METHODS

2.1 Study species and phenotypes

Palmate newts are pond-breeding salamandrid amphibians from Western Europe (Sparreboom, 2014). They are long-term aquatic breeders that start to breed after overwintering: males are not territorial and exhibit multiple courtship displays, after which females can lay eggs one by one, often on aquatic leaves (Griffiths, 1987; Miaud, 1993; Sparreboom, 2014). Sexual

dimorphism and courtship are conspicuous. Males are distinguished from females by the shape of their cloaca as well as by secondary sexual traits, such as a tail filament (Halliday, 1975). The courtship includes mainly caudal movements, such as the fan, during which males vibrate their tails at females (Figure 1) but also the whip, during which males lash their tail more powerfully towards the female (Halliday, 1977; Wambreuse & Bels, 1984).

Facultative progenesis is frequent in palmate newts, with most known populations being in southern France where both phenotypes occur in syntopy in the same ponds (Denoël & Ficetola, 2014, 2015). The progenetic phenotype is smaller than the metamorphic phenotype as a result of an early maturation. Whereas progenetic newts become mature in their first year of life, metamorphosed newts spend a few years on land before their first reproduction (Miaud, 1991; Denoël & Joly, 2000; Denoël et al., 2009; Denoël, 2017).




FIGURE 1 Progenetic (a) and metamorphic (b) palmate newts (*Lissotriton helveticus*): courtship behaviour (males with the tail fold). Progenetic phenotypes reproduce in retaining the larval gills and a small size. Photos: M. Denoël.

2.2 SAMPLING AND MAINTENANCE

Palmate newts were sampled by dip-netting in Mas d'Azirou pond in Larzac, France at the start of the breeding season, i.e. on 15 March 2015 (64 adults, 16 of each sex and phenotype). They were stored in tanks and carried to the laboratory in a large cooler. Their snout-vent length

(from the tip of the snout to the end of the cloaca) and the length of their caudal filament (from the tip of the tail to the end of the filament) were measured.

Newts were then distributed into 16 identical glass aquariums (60 x 60 x 60 cm, 45 cm water depth) with two males and two females of either metamorphic or progenetic phenotype in each. Phenotypes were not mixed to be able to compare fecundity of progenetic versus metamorphic females and to consider reproductive payoffs of both phenotypes independently. Drawings of each newt were done to recognize them individually inside each aquarium. All aquariums were independent and opaque plates were placed between them. One half of the aquariums ($n = 8$) were devoid of goldfish and the other half of the aquariums ($n = 8$) had two goldfish, *Carassius auratus* (Linnaeus, 1758) in them to simulate a predator-risk environment. The size of the goldfish (mean \pm SE = 10.5 \pm 0.2 cm) was specifically selected to scare the newts without hurting them (Winandy & Denoël, 2015a). Water temperature was maintained at 15°C, an optimal temperature for reproduction of the study species (Galloy & Denoël, 2010). The photoperiod followed the natural regime at the capture location. A shelter was provided in all aquariums and the floor was covered by slates of natural rocks. Fish could not access the shelter of the newts. Sheets of coffee filters were provided to function as egg supports, simulating plants. Newts and fish were fed *ad libitum* everyday with unfrozen, washed bloodworms.

2.3 Behavioural observations and fecundity measures

Courtship observations were done 180 times per individuals ($n = 32$ males), i.e. 3 times a day (separated by at least 30 min), 5 mornings a week over a period of 12 weeks (i.e. 5,760 observations in total). At each observation session (1 min per aquarium), the presence versus absence of courtship activity from a male towards a female was noted. Courtship can be easily assessed because it involves stereotyped movements of the tail of the male (Figure 1) (Wambreuse & Bels, 1984). The scores of the courtship activities were obtained by totalizing individual observations for each two-week periods (i.e. 30 observations per individual per time interval of two weeks; six replicates).

The egg supports were checked every day for 12 weeks to collect eggs. They were replaced if eggs had been deposited and if they had started to degrade. The number of eggs were totalized for each two-week periods (six time replicates), which resulted in a total of 96 scored observations.

2.4 Ethics

All applicable institutional and national guidelines for the care and use of animals were followed. The capture permit was issued by DREAL Languedoc-Roussillon (decree 2013274-0001). All experiments were approved by the University of Liège's animal ethical committee (authorization 1613).

2.5 Statistics

Newts were all measured for their body size (i.e. snout-vent length) and their secondary sexual traits (i.e. tail filament in males) before the beginning of the experiment. Using linear models, we assessed (1) the effect of phenotype and sex on newt snout-vent length and (2) the effect of phenotype on filament length in males. Since filament length is correlated with snout-vent length ($R^2 = 0.419$, $F_{1,30} = 23.39$, $p < 0.001$), we used the residuals of the linear regression of filament length by snout-vent length. Compliance with requirements of the fitted linear models were checked using the Shapiro-Wilk normality test (for snout-vent length: $W = 0.973$, $p = 0.18$, $n = 64$, for filament length: $W = 0.959$, $p = 0.25$, $n = 32$).

We used generalized mixed models with a negative binomial error distribution to test the effect of fish (presence versus absence), phenotype (progenetic paedomorphs vs metamorphs) and their interaction on (1) the number of eggs laid by females and (2) the number of courtship displays by males. Because we repeated observations on the same individuals across time, we also included time as a (continuous) fixed factor (6 replicated measures at identical time intervals, i.e. 2 weeks, over a period of 12 weeks), and we considered aquarium and identity as random factors (individuals nested in each aquarium). We used an information-theoretic approach based on the Akaike information criterion (AICc corrected for a small sample size) to select the best models, i.e. those with a delta AIC < 2 , suggesting substantial evidence for the models (Burnham & Anderson, 2002). We calculated the significance of parameters using Type II Wald chi square tests.

We chose an *a priori* level of significance of 0.05. Analyses were performed in R 3.4.2 using the lme4 and MuMIn packages.

3 RESULTS

3.1 Morphology: size and secondary sexual trait

There was a significant effect of phenotype ($F_{1,60} = 59.678$, $p < 0.001$) and sex ($F_{1,60} = 34.508$, $p < 0.001$) on the size of newts showing that paedomorphs are smaller than metamorphs (mean \pm SE = 3.54 ± 0.03 and 3.89 ± 0.05 cm, respectively) and males are smaller than females (mean \pm SE = 3.59 ± 0.03 and 3.85 ± 0.05 cm, respectively) (Figure 2). The interaction between phenotype and sex was not significant ($F_{1,60} = 0.166$, $p = 0.06$; Figure 2). The length of the tail filament (relative to body length) was significantly smaller in paedomorphic than in metamorphic males ($F_{1,30} = 17.311$, $p < 0.001$; Figure 3).

3.2 Courtship patterns

The AICc analyses showed that all factors and their interactions were included in the best model (i.e., only one model with a Δ AIC < 2 ; Table 1). Fish caused a significant decrease in the number of courtship events that are displayed by males to females ($\chi^2_1 = 4.629$, $p = 0.031$; mean \pm SE = 2.94 ± 0.35 and 4.04 ± 0.49 courtship events in the fish and control treatments, respectively), and metamorphs displayed significantly more courtship events than paedomorphs ($\chi^2_1 = 83.307$,

$p < 0.001$; mean \pm SE = 5.93 ± 0.41 and 0.68 ± 0.15 courtships in metamorphs and paedomorphs, respectively). There was also a significant interaction between fish treatment and phenotype ($\chi^2_1 = 5.625$, $p = 0.018$, Figure 4a) showing that, in the absence of fish, metamorphs displayed 1.4 times more courtship events and paedomorphs 5 times more courtship events than in the presence of fish. There was also a significant effect of time on the number of courtship events that were displayed by males to females ($\chi^2_1 = 25.014$, $p < 0.001$) showing that the number of courtship events decreased over time.

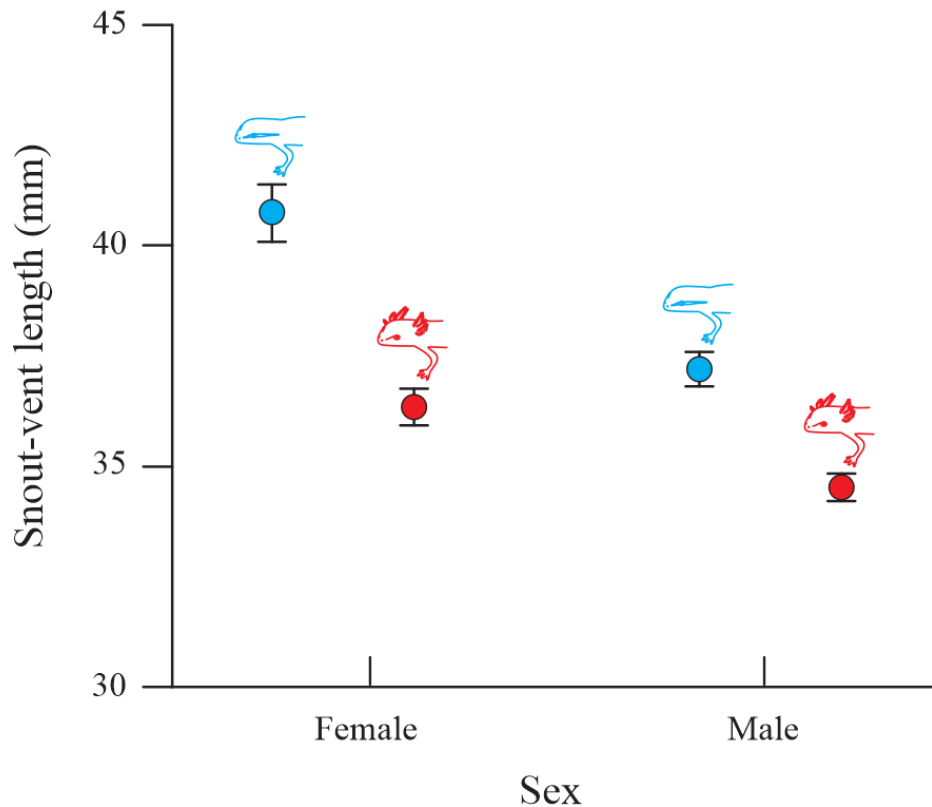


FIGURE 2 Body size (snout-vent length; means \pm SE) of female and male metamorphic (blue circles) and progenetic (red circles) palmate newt phenotypes (*Lissotriton helveticus*).

3.3 Fecundity

The AICc analyses showed that all factors and their interactions were included in the two best models (i.e., with a Δ AIC < 2 ; Table 1). Fish induced a significant decrease in the number of eggs laid ($\chi^2_1 = 12.167$, $p < 0.001$; mean \pm SE = 17.67 ± 4.59 and 44.17 ± 4.88 eggs per two-week period in the fish and control treatments, respectively), and metamorphs laid significantly more eggs than paedomorphs ($\chi^2_1 = 17.235$, $p < 0.001$; mean \pm SE = 46.17 ± 4.98 and 15.44 ± 4.10 eggs per two-week period in metamorphs and paedomorphs, respectively). There was also an interaction between fish treatment and phenotype ($\chi^2_1 = 5.839$, $p = 0.016$, Figure 4b) showing that, in absence of fish, metamorphs laid twice as many eggs and paedomorphs almost 25 times as many eggs than in the presence of fish. However, time had no significant effect on the number of eggs laid ($\chi^2_1 = 0.741$, $p = 0.389$).

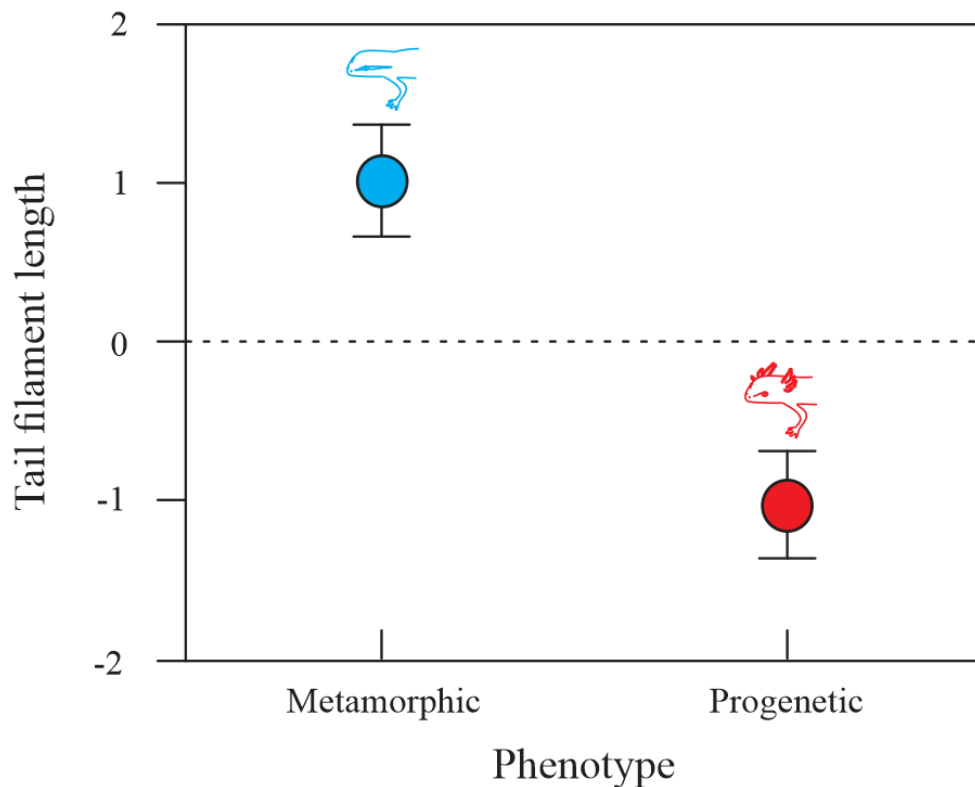


FIGURE 3 Secondary sexual trait (residuals of tail filament length on body size; means \pm SE) in metamorphic and progenetic palmate newt phenotypes (*Lissotriton helveticus*).

4 DISCUSSION

The experimental approach carried out in this study on a polymorphic newt species brings new insights to our understanding of the adaptive value of a paedomorphic process, progenesis, across sexes and environmental contexts. The present results demonstrate that reproductive fitness payoffs of progenesis differ across the sexes, giving an empirical support of the male escape hypothesis (Whiteman, 1997; Mathiron et al., 2017) and more broadly on the possible contrasted evolution of progenesis across the sexes (McKinney & McNamara, 1991). Moreover, these results agree with the theory predicting that progenesis should bring reproductive cost due to size limitations (Stearns, 1992) and that it is affected in risky, predator-rich environments (McNamara, 1990). Altogether, these results show that ultimate causes may contribute to explain the patterns of sex-specific occurrence of progenesis in natural populations.

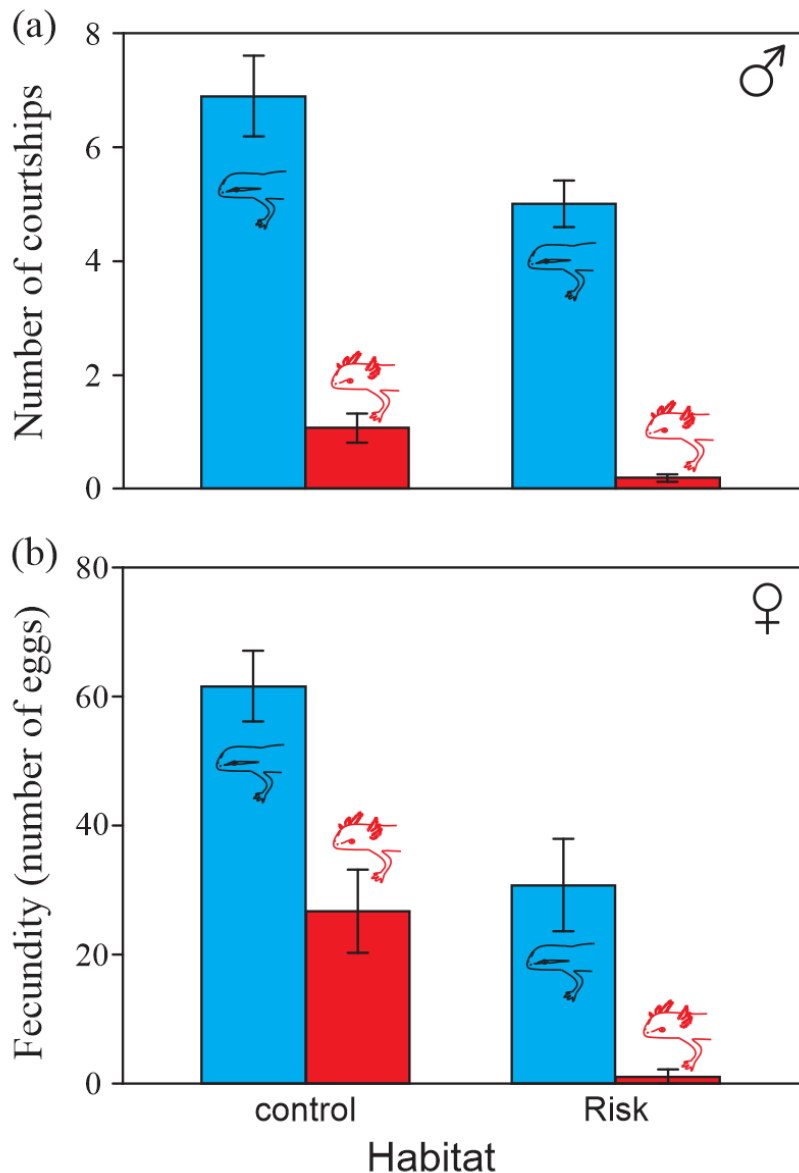


FIGURE 4 Reproductive fitness (means \pm SE) of metamorphic (blue bars) and progenetic (red bars) palmate newt phenotypes (*Lissotriton helveticus*) in control versus goldfish treatment: (a) number of courtship events per male and (b) number of laid eggs per aquarium per time period (2 weeks).

4.1 The male escape hypothesis

Although progenesis is recognized to be an efficient way to create abrupt morphological changes, its adaptive value for each sex remains poorly understood (Giard, 1887; Gould, 1977; McKinney & McNamara, 1991). On the basis of classical theory, progenesis is thought to release morphology from selective forces whose first target becomes breeding at an early stage of life (Gould, 1977). Accordingly, both sexes should be progenetic. However, this view is nuanced by the fact that several groups have evolved with progenesis occurring in only one sex, giving sex-specific competitive mating advantages (Giard, 1887; Adamson, 1990). Our experiment supports this hypothesis because progenesis came with a higher cost in progenetic

males than in progenetic females. Their reproductive activity was proportionally three times lower when compared to the respective metamorphosed phenotypes of each sex. This indicates that being progenetic is more favourable in females than in males and that the natural morph ratio should reflect this pattern in natural populations of newts. Field-based research on newts showed that this is effectively the case as the sex ratio is typically female-biased in paedomorphs, whereas it is not so, on average, in populations of metamorphs (Gabrion, 1976; Gill, 1978; Kalezić & Džukić, 1985; Whiteman, 1997; Mathiron et al., 2017). This is also the case in the studied population of palmate newts where progenetic females are twice as numerous as progenetic males (Denoël et al. 2019a). We previously showed that a sex-biased metamorphosis explains this lower abundance of progenetic males (Mathiron et al., 2017; Denoël et al. 2019a), but, here, we identify ultimate causes of their phenotypic change (cf. the male escape hypothesis). These results along with those on other paedomorphic polymorphisms (Whiteman, 1997; Ryan & Hopkins, 2000; Clarkson & Beachy, 2015) suggest that sex-specific payoffs should not be neglected in considering the success of alternative developmental pathways. The causes of persistence of progenesis in male newts remain yet to be explored. Several scenarios may be proposed in this perspective (see also Gould, 1977). For instance, because body size difference is an important factor of trophic niche differentiation (Wilson, 1978), progenesis might allow a better exploitation of resources. Then, because metamorphosis is likely a costly event that imposes habitat change and late gonadal maturation (Denoël & Joly, 2000; Mathiron et al., 2017), progenesis could allow newts to capitalize on small reproductive gains at an early life stage. On the other hand, studying the sex-specific role of hormones in the regulation of metamorphosis could help in understanding the mechanistic bases of biased sex ratio in paedomorphs (Bonnett, 2016).

TABLE 1 Comparison of models explaining the courtship behaviour and fecundity in palmate newts. The models are ranked from best to worst ($\Delta AIC < 7$), according to AICc scores (small-sample-corrected Akaike information criterion) and Akaike weights. Coefficients of included parameters with the sign of the relationship (+ or -) are reported. The tested parameters were as follows: fish (control treatment vs goldfish treatment), phenotype (progenetic paedomorph vs. metamorph) and time (six periods).

	fish	phenotype	time	fish*phenotype	AICc	$\Delta AICc$	weight
courtship	+	+	-0.247	+	665.1	0	0.789
	+	+	-0.245		668.3	3.19	0.16
		+	-0.251		670.6	5.5	0.05
fecundity	+	+		+	732.2	0	0.602
	+	+	0.046	+	733.8	1.61	0.27
	+	+			736.3	4.12	0.077
	+	+	0.061		737.3	5.08	0.048

4.2 The reproductive cost hypothesis of progenesis

On the basis of sexual and fecundity selection, it is expected that smaller-sized individuals, such as those produced by progenesis, have a lower reproductive output than larger-sized individuals (Gould, 1977; Pincheira-Donoso & Hunt, 2017). Here, our results clearly show that progenesis induces a lower reproductive fitness in both sexes in comparison to the larger metamorphosed newts (i.e., metamorphs). We found that progenetic males court females less often than do metamorphic males and that progenetic females lay fewer eggs than metamorphic females. By displaying less often and having less conspicuous sexual morphological traits, palmate newt males therefore reduce mating opportunities (Cornuau et al., 2012; Winandy & Denoël, 2015b). Because the tail filament is used by males during courtship to attract females and because females show preference for males with a long filament (Cornuau, Rat, Schmeller, & Loyau, 2012), we can therefore consider progenetic males at a double disadvantage, both in terms of reduced courtship activity and in reduced attractiveness. This is particularly relevant in terms of sperm competition and, therefore, individual success because newts are long-term promiscuous breeders (Halliday, 1977; Griffiths, 1987; Verrell & McCabe, 1988). Similarly, in ambystomatids, smaller paedomorphic males sire fewer progeny than larger-sized individuals (Whiteman, Krenz, & Semlitsch, 2006). These results therefore indicate that the advantages of an early maturation may be balanced by its costs in terms of immediate reproductive outputs. This contrasts with the highest fecundity found in some progenetic groups (McNamara, 1988) but fits well with the consideration that progenesis could impact fecundity (Gould, 1977). These ideas are not opposed because both earlier maturation and higher fecundity are adaptations of *r*-strategists, which are considered progenetic organisms. Indeed, producing progenies earlier in life is considered to overcome a decrease of clutch size; therefore, the benefits of an earlier breeding can be balanced with the cost of a reduced fecundity (Snyder & Bretsky, 1971; Miaud, 1991; Stearns, 1992; Ryan & Semlitsch, 1998; Denoël & Joly, 2000). Future work should examine life-term fitness in both natural and experimental populations (Whiteman et al., 2012). Yet, this is a difficult and long-term task given the small size of progenetic newts and the difficulties of keeping them in captivity over years.

4.3 The predator-risk hypothesis

Metamorphosis is a morpho-functional transformation that is usually associated with habitat change (Ebenman, 1992; Laudet, 2011). In pond-breeding amphibians, it is associated with a colonisation of the terrestrial environment after an aquatic larval development (Wilbur & Collins, 1973). This transition depends on various environmental variables, such as drying and predation risks (Werner, 1986; Semlitsch, 1987; Ebenman, 1992). Consequently, progenesis, and more generally a prolonged aquatic life, in newts and salamanders is thought to be favoured in permanent and predator-free aquatic environments (Whiteman, 1994; Denoël & Ficetola, 2014). However, natural or anthropogenic invasions of predators can also negatively affect populations where progenesis has evolved in their absence (Denoël & Winandy, 2015). The present results are supportive of this hypothesis because progenetic newts considerably reduced their courtship activity and egg-laying in the presence of fish. Although an anti-predator response was also found in metamorphic individuals of the studied and other species (Winandy

& Denoël, 2013; Winandy, Darnet, & Denoël, 2015; Cabrera-Guzmán, Díaz-Paniagua, & Gomez-Mestre, 2019), here we show that this response was much higher in progenetic than in metamorphic newts. This is in concordance with previous experimental research which determined that paedomorphs react more strongly to fish than do metamorphs in respect to other behavioural patterns such as foraging (Winandy & Denoël, 2015a). Altogether, these results of a cost of progenesis agree with field-based data that indicate that fish negatively impact newt populations (see e.g. Orizaola & Braña, 2006; Cabrera-Guzmán, Díaz-Paniagua, & Gomez-Mestre, 2017; Miró, Sabás, & Ventura, 2018) and, more particularly, those of progenetic newts (Denoël & Ficetola, 2014). In contrast, progenesis has been interpreted as an anti-predator adaptation in some fossorial groups that can escape predators by living in the sediment (Gould, 1977; McNamara, 1990; McKinney & McNamara, 1991). As progenetic palmate newts are not fossorial organisms, this indicates that a similar selective pressure can differently affect developmental pathways in meiofauna and in epigeous organisms.

5 CONCLUSIONS

Although progenesis is considered to be an important evolutionary process, resulting in the specialization of many lineages, there is a need for further demonstration of its adaptive value across environments and, therefore, the role of environmental drivers on its evolution (Gould, 1977; McKinney & McNamara, 1991). The present study shows that polymorphisms are valuable models to explore such specific scenarios because fitness parameters can be evaluated on progenetic versus metamorphic phenotypes. Specifically, paedomorphic newts and salamanders could be used to test how developmental changes impact individual success (see also Whiteman, 1997) and how it relates to global change (Bonett, Steffen, Lambert, Wiens, & Chippindale, 2014). This is timely as new anthropogenic pressures, such as climate change and massive introduction of invasive species, are threatening the last remaining populations of paedomorphic newts and salamanders across the globe (Walls, Barichivich, Brown, Scott, & Hossack, 2013; Voss, Woodcock, & Zambrano, 2015; Turvey et al., 2018; Denoël et al., 2019b).

Acknowledgements

We wish to thank Ken McNamara and an anonymous reviewer for their constructive comments on our manuscript, J.L. Soulié for allowing access to the pond and N. Oromi for her help in the field. M.D. is a Research Director and L.W. was a PhD fellow at the Fonds de la Recherche Scientifique (F.R.S. – FNRS). This study was funded by F.R.S. – FNRS grant numbers J.008.13, J.0112.16 and T.0070.19 to MD.

REFERENCES

- Adamson, M. L. (1990). Haplodiploidy in the Oxyurida: decoupling the evolutionary processes of adaptation and speciation. *Annales de parasitologie humaine et comparée*, 65, 31-35. <https://doi.org/10.1051/parasite/1990651031>
- Alberch, P., Gould, S. J., Oster, G. F., & Wake, D. B. (1979). Size and shape in ontogeny and phylogeny. *Paleobiology*, 5, 296-317. <https://doi.org/10.1017/S0094837300006588>
- Bonett, R. M. (2016). An integrative endocrine model for the evolution of developmental timing and life history of plethodontids and other salamanders. *Copeia*, 104, 209-221. <https://doi.org/10.1643/OT-15-269>
- Bonett, R. M., & Blair, A. L. (2017). Evidence for complex life cycle constraints on salamander body form diversification. *Proceedings of the National Academy of Sciences*, 114, 9936-9941. <https://doi.org/10.1073/pnas.1703877114>
- Bonett, R. M., Steffen, M. A., Lambert, S. M., Wiens, J. J., & Chippindale, P. T. (2014). Evolution of paedomorphosis in plethodontid salamanders: Ecological correlates and re-evolution of metamorphosis. *Evolution*, 68, 466-482. <https://doi.org/10.1111/evo.12274>
- Burnham, K. P., & Anderson, D. R. (2002). *Model selection and multimodel inference: a practical information-theoretic approach*. Springer Verlag, New York, USA.
- Cabrera-Guzmán, E., Díaz-Paniagua, C., & Gomez-Mestre, I. (2017). Competitive and predatory interactions between invasive mosquitofish and native larval newts. *Biological Invasions*, 19, 1449-1460. <https://doi.org/10.1007/s10530-017-1369-5>
- Cabrera-Guzmán, E., Díaz-Paniagua, C., & Gomez-Mestre, I. (2019). Invasive mosquitofish (*Gambusia holbrooki*) affect egg-laying and behaviour of Spanish pygmy newts (*Triturus pygmaeus*). *Amphibia-Reptilia*, 40, 103-112. <https://doi.org/10.1163/15685381-20181019>
- Clarkson, P. M., & Beachy, C. K. (2015). Induction of metamorphosis causes differences in sex-specific allocation patterns in axolotls (*Ambystoma mexicanum*) that have different growth histories. *Journal of Herpetology*, 49, 621-626. <https://doi.org/10.1670/14-141>
- Cohen, J. E., Pimm, S. L., Yodzis, P., & Saldaña, J. (1993). Body sizes of animal predators and animal prey in food webs. *Journal of Animal Ecology*, 62, 67-78. <https://doi.org/10.2307/5483>
- Cornuau, J. H., Rat, M., Schmeller, D. S., & Loyau, A. (2012). Multiple signals in the palmate newt: ornaments help when courting. *Behavioral Ecology Sociobiology*, 66, 1045-1055. <https://doi.org/10.1007/s00265-012-1355-y>
- Denoël, M. (2017). On the identification of paedomorphic and overwintering larval newts based on cloacal shape: review and guidelines. *Current Zoology*, 63, 165-173. <https://doi.org/10.1093/cz/zow054>
- Denoël, M., & Ficetola, G. F. (2014). Heterochrony in a complex world: disentangling environmental processes of facultative paedomorphosis in an amphibian. *Journal of Animal Ecology*, 83, 606-615. <https://dx.doi.org/10.1111/1365-2656.12173>
- Denoël, M., & Ficetola, G. F. (2015). Using kernels and ecological niche modeling to delineate conservation areas in an endangered patch-breeding phenotype. *Ecological Applications*, 25, 1922-1931. <https://dx.doi.org/10.1890/14-1041.1>

- Denoël, M., Drapeau, L., Oromi, N., & Winandy, L. (2019a). The role of predation risk in metamorphosis versus behavioural avoidance: a sex-specific study in a facultative paedomorphic amphibian. *Oecologia*, *149*, 637-645. <http://dx.doi.org/10.1007/s00442-019-04362-8>
- Denoël, M., Ficetola, G. F., Sillero, N., Džukić, G., Kalezić, M. L., Vukov, T. D., Muhovic, I., Ikoivic, V., & Lejeune, B. (2019b). Traditionally managed landscapes do not prevent amphibian decline and the extinction of paedomorphosis. *Ecological Monographs*, *89*, in press. <https://doi.org/10.1002/ecm.1347>
- Denoël, M., Ivanović, A., Džukić, G., & Kalezić, M. L. (2009). Sexual size dimorphism in the evolutionary context of facultative paedomorphosis: insights from European newts. *BMC Evolutionary Biology*, *9*, 278. <https://dx.doi.org/10.1186/1471-2148-9-278>
- Denoël, M., & Joly, P. (2000). Neoteny and progenesis as two heterochronic processes involved in paedomorphosis in *Triturus alpestris* (Amphibia: Caudata). *Proceedings of the Royal Society B-Biological Sciences*, *267*, 1481-1485. <https://doi.org/10.1098/rspb.2000.1168>
- Denoël, M., & Winandy, L. (2015). The importance of phenotype diversity in conservation: Resilience of palmate newt morphotypes after fish removal in Larzac ponds (France). *Biological Conservation*, *192*, 402-408. <https://dx.doi.org/10.1016/j.biocon.2015.10.018>
- Ebenman, B. (1992). Evolution in organisms that change their niches during the life cycle. *The American Naturalist*, *139*, 990-1021. <https://doi.org/10.1086/285370>
- Edward, D. A., & Chapman, T. (2011). The evolution and significance of male mate choice. *Trends in Ecology & Evolution*, *26*, 647-654. <https://doi.org/10.1016/j.tree.2011.07.012>
- Gabrion, J. (1976). *La néoténie chez Triturus helveticus Raz. Etude morphofonctionnelle de la fonction thyroïdienne*. PhD Thesis, Université des Sciences et Techniques du Languedoc, Montpellier, France.
- Galloy, V., & Denoël, M. (2010). Detrimental effect of temperature increase on the fitness of an amphibian (*Lissotriton helveticus*). *Acta oecologica*, *36*, 179-183. <https://dx.doi.org/10.1016/j.actao.2009.12.002>
- Garstang, W. (1922). The theory of recapitulation: a critical re-statement of the biogenetic law. *The Journal of the Linnean Society, Zoology*, *35*, 81-101. <https://doi.org/10.1111/j.1096-3642.1922.tb00464.x>
- Garstang, W. (1928). The morphology of Tunicata, and its bearings on the phylogeny of the Chordata. *Quarterly Journal of Microscopical Science*, *72*, 51-187.
- Garstang, W. (1954). *Larval forms and other zoological verses*. Basil Blackwell, Oxford.
- Giard, A. (1887). La castration parasitaire et son influence sur les caractères extérieurs du sexe mâle chez les crustacés décapodes. *Bulletin scientifique du Département du Nord*, *18*, 1-28.
- Gill, D. E. (1978). Effective population size and interdemic migration rates in a metapopulation of the red-spotted newt, *Notophthalmus viridescens* (Rafinesque). *Evolution*, *32*, 839-849. <https://doi.org/10.1111/j.1558-5646.1978.tb04638.x>
- Gould, S. J. (1977). *Ontogeny and phylogeny*. Harvard University Press, Cambridge, MA.
- Gould, S. J. (1982) Change in developmental timing as a mechanism of macroevolution. In: *Evolution and Development* (Bonner, J. T., ed.). pp. 333-346 Evolution and Development. Springer Berlin Heidelberg, Berlin, Heidelberg.

- Griffiths, R. A. (1987). Microhabitat and seasonal niche dynamics of smooth and palmate newts, *Triturus vulgaris* and *T. helveticus*, at a pond in mid-wales. *Journal of Animal Ecology*, 56, 441-451.
- Halliday, T. R. (1975). On the biological significance of certain morphological characters in males of the smooth newt *Triturus vulgaris* and of the palmate newt *Triturus helveticus* (Urodela: Salamandridae). *Zoological Journal of the Linnean Society*, 56, 291-300. <https://doi.org/10.1111/j.1096-3642.1975.tb00271.x>
- Halliday, T. R. (1977) The courtship of European newts: an evolutionary perspective. In: *The reproductive biology of amphibians* (Taylor, D. H. & Guttman, S. I., eds.). pp. 185-232. Plenum Press, New York.
- Hanken, J., & Wake, D. B. (1993). Miniaturization of body size: Organismal consequences and evolutionary significance. *Annual Review of Ecology and Systematics*, 24, 501-519. <https://doi.org/10.1146/annurev.es.24.110193.002441>
- Kalezić, M. L., Cvetković, D., Djorović, A., & Džukić, G. (1996). Alternative life-history pathways: paedomorphosis and adult fitness in European newts (*Triturus vulgaris* and *T. alpestris*). *Journal of Zoological Systematics and Evolutionary Research*, 34, 1-7. <https://doi.org/10.1111/j.1439-0469.1996.tb00804.x>
- Kalezić, M. L., & Džukić, G. (1986). The frequent occurrence of paedomorphosis in the smooth newt (*Triturus vulgaris*) population from the submediterranean area of Yugoslavia. *Amphibia-Reptilia*, 7, 86-89. <https://doi.org/10.1163/156853886X00299>
- Kon, T., & Yoshino, T. J. I. R. (2002). Extremely early maturity found in Okinawan gobioid fishes. *Ichthyological Research*, 49, 224-228. <https://doi.org/10.1007/s102280200031>
- Laudet, V. (2011). The origins and evolution of vertebrate metamorphosis. *Current Biology*, 21, R726-R737. <https://dx.doi.org/10.1016/j.cub.2011.07.030>
- Lefebvre, F., & Poulin, R. (2005). Progenesis in digenean trematodes: a taxonomic and synthetic overview of species reproducing in their second intermediate hosts. *Parasitology*, 130, 587-605. <http://dx.doi.org/10.1017/S0031182004007103>
- Long, J. A. (1990). Heterochrony and the origin of tetrapods. *Lethaia*, 23, 157-166. <https://doi.org/10.1111/j.1502-3931.1990.tb01357.x>
- Magnhagen, C. (1991). Predation risk as a cost of reproduction. *Trends in Ecology & Evolution*, 6, 183-186. [https://doi.org/10.1016/0169-5347\(91\)90210-O](https://doi.org/10.1016/0169-5347(91)90210-O)
- Mathiron, A. G. E., Lena, J.-P., Baouch, S., & Denoël, M. (2017). The ‘male escape hypothesis’: sex-biased metamorphosis in response to climatic drivers in a facultatively paedomorphic amphibian. *Proceedings of the Royal Society B: Biological Sciences*, 284, 20170176. <http://dx.doi.org/10.1098/rspb.2017.0176>
- McKinney, M. L., & McNamara, K. J. (1991). *Heterochrony. The Evolution of Ontogeny*. Plenum Press, New York.
- McNamara, K. J. (1988). Patterns of heterochrony in the fossil record. *Trends in Ecology & Evolution*, 3, 176-180. [https://doi.org/10.1016/0169-5347\(88\)90036-5](https://doi.org/10.1016/0169-5347(88)90036-5)
- McNamara, K. J. (1990) Echinoids. In: *Evolutionary trends* (McNamara, K. J., ed.). pp. 205-231. Behaven Press, London, U.K.
- McNamara, K. J. (2012). Heterochrony: the evolution of development. *Evolution: Education and Outreach*, 5, 203-218. <https://doi.org/10.1007/s12052-012-0420-3>

- Miaud, C. (1991) La squelettochronologie chez les *Triturus* (amphibiens, urodèles) à partir d'une étude de *T. alpestris*, *T. helveticus* et *T. cristatus* du sud-est de la France. In: *Tissus durs et âge individuel des vertébrés* (Bagnilières, J. L., Castanet, J., Conand, F. & Meunier, F. J., eds.). pp. 363-384. ORSTIOM-INRA.
- Miaud, C. (1993). Predation of newt eggs (*Triturus alpestris* and *T. helveticus*) - Identification of predators and protective role of oviposition behavior. *Journal of Zoology*, 231, 575-582. <https://doi.org/10.1111/j.1469-7998.1993.tb01939.x>
- Miró, A., Sabás, I., & Ventura, M. (2018). Large negative effect of non-native trout and minnows on Pyrenean lake amphibians. *Biological Conservation*, 218, 144-153. <https://doi.org/10.1016/j.biocon.2017.12.030>
- Orizaola, G., & Braña, F. (2006). Effect of salmonid introduction and other environmental characteristics on amphibian distribution and abundance in mountain lakes of northern Spain. *Animal Conservation*, 9, 171-178. <https://doi.org/10.1111/j.1469-1795.2006.00023.x>
- Pincheira-Donoso, D., & Hunt, J. (2017). Fecundity selection theory: concepts and evidence. *Biological Reviews*, 92, 341-356. <https://doi.org/10.1111/brv.12232>
- Roff, D. A., & Fairbairn, D. J. (1993). The evolution of alternate morphologies: fitness and wing morphology in male sand crickets. *Evolution*, 47, 1572-1584. <https://doi.org/10.1111/j.1558-5646.1993.tb02176.x>
- Ryan, T. J., & Hopkins, W. A. (2000). Interaction of sex and size and the standard metabolic rate of paedomorphic *Ambystoma talpoideum*: Size does matter. *Copeia*, 2000, 808-812. [https://doi.org/10.1643/0045-8511\(2000\)000\[0808:IOSASA\]2.0.CO;2](https://doi.org/10.1643/0045-8511(2000)000[0808:IOSASA]2.0.CO;2)
- Ryan, T. J., & Semlitsch, R. D. (1998). Intraspecific heterochrony and life history evolution: Decoupling somatic and sexual development in a facultatively paedomorphic salamander. *Proceedings of the National Academy of Sciences of the United States of America*, 95, 5643-5648. <https://doi.org/10.1073/pnas.95.10.5643>
- Semlitsch, R. D. (1987). Paedomorphosis in *Ambystoma talpoideum*: effects of density, food, and pond drying. *Ecology*, 68, 994-1002. <https://doi.org/10.2307/1938370>
- Snyder, J., & Bretsky, P. (1971). Life habits of diminutive bivalve molluscs in the Maquoketa Formation (Upper Ordovician). *American Journal of Science*, 271, 227-251. <https://doi.org/10.2475/ajs.271.3.227>
- Sparreboom, M. (2014). *Salamanders of the old world*. KNVV Publishing, Zeist, the Netherlands.
- Stearns, S. C. (1992). *The evolution of life histories*. Oxford University Press, Oxford, UK.
- Struck, Torsten H., Golombek, A., Weigert, A., Franke, Franziska A., Westheide, W., Purschke, G., Bleidorn, C., & Halanych, K. M. (2015). The evolution of annelids reveals two adaptive routes to the interstitial realm. *Current Biology*, 25, 1993-1999. <https://doi.org/10.1016/j.cub.2015.06.007>
- Stunkard, H. D. (1959). The morphology and life-history of the digenetic trematode, *Asymphylogora amnicolae* n. sp.; The possible significance of progenesis for the phylogeny of the Digenea. *The Biological Bulletin*, 117, 562-581. <https://doi.org/10.2307/1538867>
- Turvey, S. T., Chen, S., Tapley, B., Wei, G., Xie, F., Yan, F., Yang, J., Liang, Z., Tian, H., Wu, M., Okada, S., Wang, J., Lü, J., Zhou, F., Papworth, S. K., Redbond, J., Brown, T., Che,

- J., & Cunningham, A. A. (2018). Imminent extinction in the wild of the world's largest amphibian. *Current Biology*, 28, R592-R594. <https://doi.org/10.1016/j.cub.2018.04.005>
- Verrell, P., & McCabe, N. (1988). Field observations of the sexual behavior of the smooth newt, *Triturus vulgaris vulgaris* (Amphibia, Salamandridae). *Journal of Zoology*, 214, 533-545. <https://doi.org/10.1111/j.1469-7998.1988.tb03758.x>
- Voss, S. R., Woodcock, M. R., & Zambrano, L. (2015). A tale of two axolotls. *Bioscience*, 65, 1134-1140. <https://doi.org/10.1093/biosci/biv153>
- Wake, M. H. (1986). The morphology of *Idiocranium russeli* (Amphibia: Gymnophiona), with comments on miniaturization through heterochrony. *Journal of Morphology*, 189, 1-16. <https://doi.org/10.1002/jmor.1051890102>
- Walls, S. C., Barichivich, W. J., Brown, M. E., Scott, D. E., & Hossack, B. R. (2013). Influence of drought on salamander occupancy of isolated wetlands on the southeastern coastal plain of the United States. *Wetlands*, 33, 345-354. <https://doi.org/10.1007/s13157-013-0391-3>
- Wambreuse, P., & Bels, V. (1984). Analyse qualitative et quantitative de la parade sexuelle du triton palmé *Triturus helveticus* (Razoumowsky 1798). *Cahiers d'Ethologie appliquée*, 4, 193-218.
- Werner, E. E. (1986). Amphibian metamorphosis: growth rate, predation risk, and the optimal size at transformation. *The American Naturalist*, 128, 319-341. <https://doi.org/10.1086/284565>
- West-Eberhard, M. J. (2003). *Developmental Plasticity and Evolution*. Oxford University Press.
- Westheide, W. (1987). Progenesis as a principle in meiofauna evolution. *Journal of Natural History*, 21, 843-854. <https://doi.org/10.1080/00222938700770501>
- Whiteman, H. H. (1994). Evolution of facultative paedomorphosis in salamanders. *Quarterly Review of Biology*, 69, 205-221. <https://doi.org/10.1086/418540>
- Whiteman, H. H. (1997). Maintenance of polymorphism promoted by sex-specific fitness payoffs. *Evolution*, 51, 2039-2044. <https://doi.org/10.1111/j.1558-5646.1997.tb05127.x>
- Whiteman, H. H., Krenz, J. D., & Semlitsch, R. D. (2006). Intermorph breeding and the potential for reproductive isolation in polymorphic mole salamanders (*Ambystoma maculatum*). *Behavioural Ecology and Sociobiology*, 60, 52-61.
- Whiteman, H. H., Wissinger, S., Denoël, M., Mecklin, C., Gerlanc, N., & Gutrich, J. (2012). Larval growth in polyphenic salamanders: making the best of a bad lot. *Oecologia*, 168, 109-118. <https://dx.doi.org/10.1007/s00442-011-2076-z>
- Wilbur, H. M., & Collins, J. P. (1973). Ecological aspects of amphibian metamorphosis. *Science*, 182, 1305-1314. <https://doi.org/10.1126/science.182.4119.1305>
- Wilson, D. S. (1975). The adequacy of body size as a niche difference. *The American Naturalist*, 109, 769-784. <https://doi.org/10.1086/283042>
- Winandy, L., Darnet, E., & Denoël, M. (2015). Amphibians forgo aquatic life in response to alien fish introduction. *Animal Behaviour*, 109, 209-216. <https://dx.doi.org/10.1016/j.anbehav.2015.08.018>

- Winandy, L., & Denoël, M. (2013). Introduced goldfish affect amphibians through inhibition of sexual behaviour in risky habitats: an experimental approach. *PLoS ONE*, 8, e82736. <https://dx.doi.org/10.1371/journal.pone.0082736>
- Winandy, L., & Denoël, M. (2015a). The aggressive personality of an introduced fish affects foraging behavior in a polymorphic newt. *Behavioral Ecology*, 26, 1528-1536. <https://dx.doi.org/10.1093/beheco/arv101>
- Winandy, L., & Denoël, M. (2015b). Expression of sexual ornaments in a polymorphic species: phenotypic variation in response to environmental risk. *Journal of Evolutionary Biology*, 28, 1049-1056. <https://dx.doi.org/10.1111/jeb.12636>