

Evaluation of the sensory quality of beef patties
inoculated with *Carnobacterium maltaromaticum*
strains with biopreservative potential



BAMST Symposium – Melle, December 2nd 2015

Imazaki P.H., Jacques-Houssa C., Kergourlay G.,
Daube G. and Clinquart A.

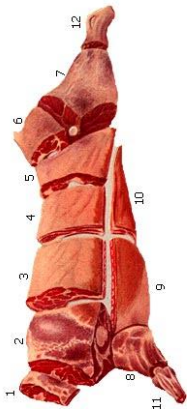
INTRODUCTION

Food contamination and food spoilage have always been a source of concern in food technology and microbiology!

- Some lactic acid bacteria (LAB) are known for their bactericidal and/or bacteriostatic activity

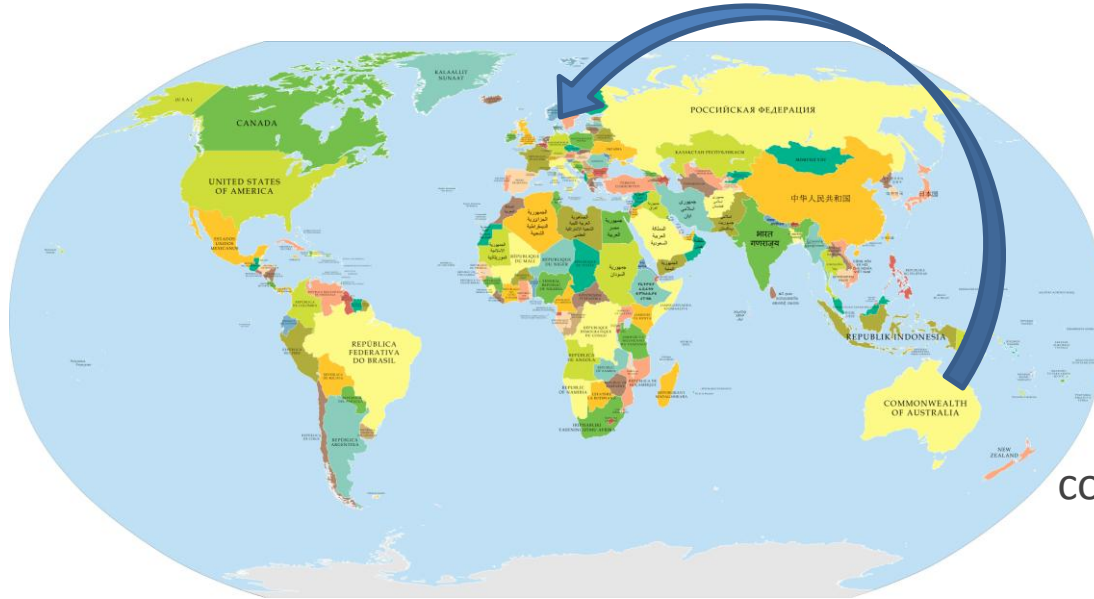


the presence of certain LAB could extend the shelf life and improve the microbial stability and safety of meat



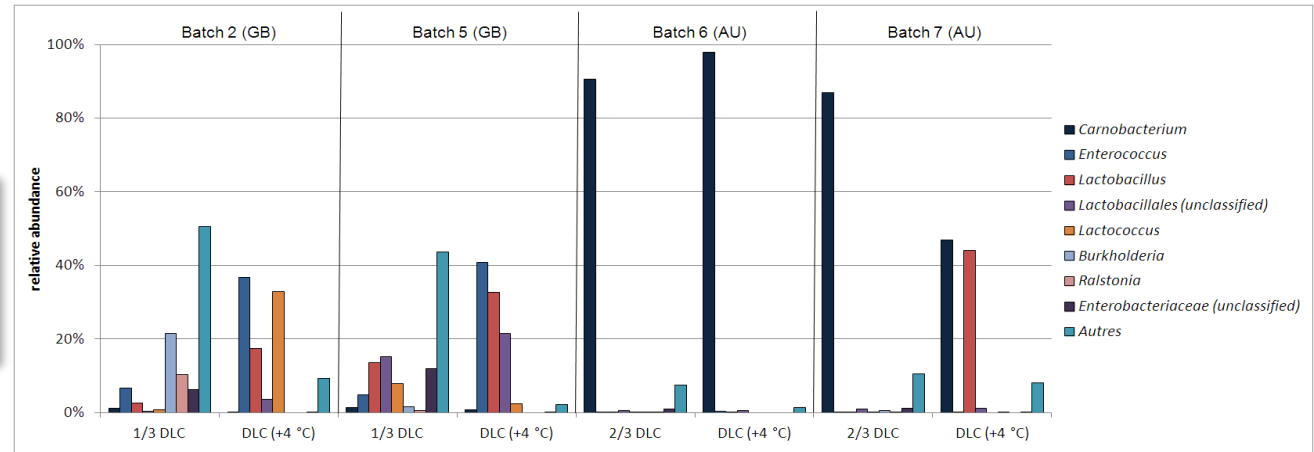
Selection of specific flora on meat depending on temperature and atmosphere

INTRODUCTION – BACKGROUND



vacuum packed *longissimus dorsi*
 Australian origin
 commercial shelf life = **140 days** at $-1\text{ }^{\circ}\text{C}$

Bacterial diversity in
 British vs. Australian beef
 (metagenetics)



(Imazaki *et al.*, SFM – Colloque Ecosystèmes Microbiens et Bioprotection des Aliments, 2011)

INTRODUCTION – BACKGROUND

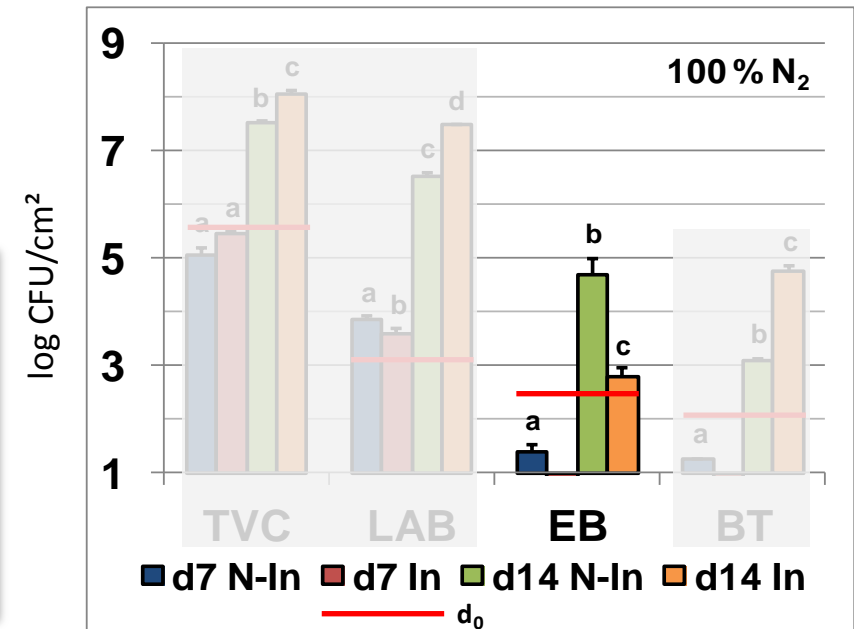


vacuum packed *longissimus dorsi*
 Australian origin
 commercial shelf life = **140 days** at $-1\text{ }^{\circ}\text{C}$

Isolation of *C. maltaromaticum*

Microbiological stability of Belgian fresh beef inoculated with *C. maltaromaticum*


Inoculum inhibited the growth of *Enterobacteriaceae*



(Imazaki *et al.*, 60th International Congress of Meat Science and Technology, 2014)

INTRODUCTION – AIM

- To perform a sensory evaluation of beef patties inoculated with strains of *C. maltaromaticum* with potential as biopreservatives.



MATERIALS AND METHODS

1



Isolation of three
C. maltaromaticum strains

(lab. ref.)

CM_824 CM_827

CM_829

vacuum packed *longissimus dorsi*

Australian origin

commercial shelf life = **140 days** at $-1\text{ }^{\circ}\text{C}$

2

CM_824

CM_827

CM_829

Inoculation of commercial
beef patties (1 % v/w)

at two levels

10^4 or 10^6

CFU *C. maltaromaticum*/g meat



beef patties

(89 % beef, water, 0.9 % vegetal fibers, salt, silicon dioxide, ascorbic acid, sodium acetate and sodium citrate)

shelf life = **8 days** at $4\text{ }^{\circ}\text{C}$

MATERIALS AND METHODS

3



storage of raw samples
(80 % O₂ : 20 % CO₂)

5 days at 4 °C

+

5 days at 8 °C

(simulation of domestic storage)

4

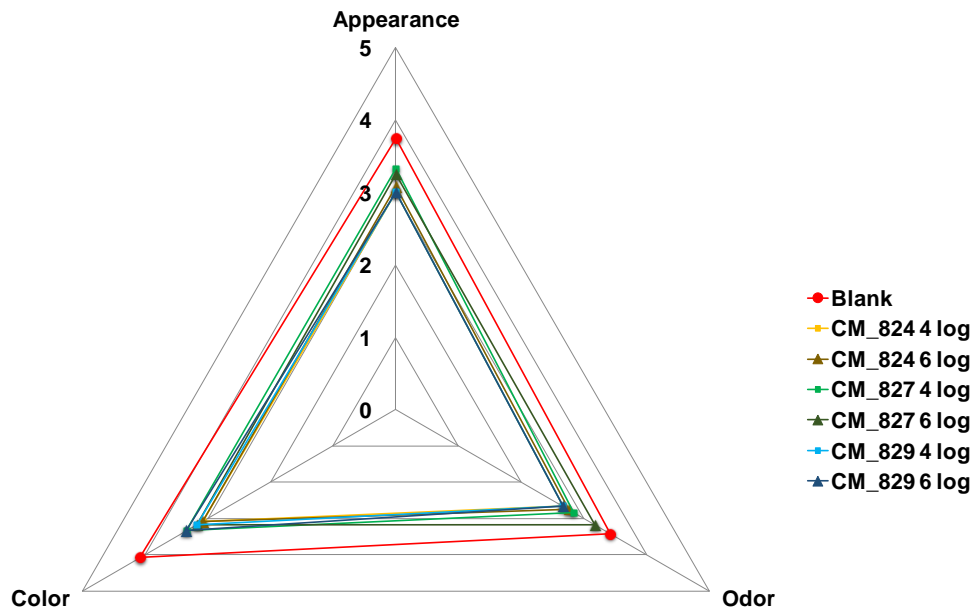
Sensory analysis

- untrained panel (7 to 12 members)
- raw samples and cooked samples* (after storage)
- six attributes (appearance, odor, color, tenderness, flavor and juiciness)
- scoring from 1 (= dislike) to 5 (= like)

* Cooked samples were grilled (frying top Tecnoinox FTL35E/6/0) until they reached an internal temperature of +75 °C.

RESULTS AND DISCUSSION

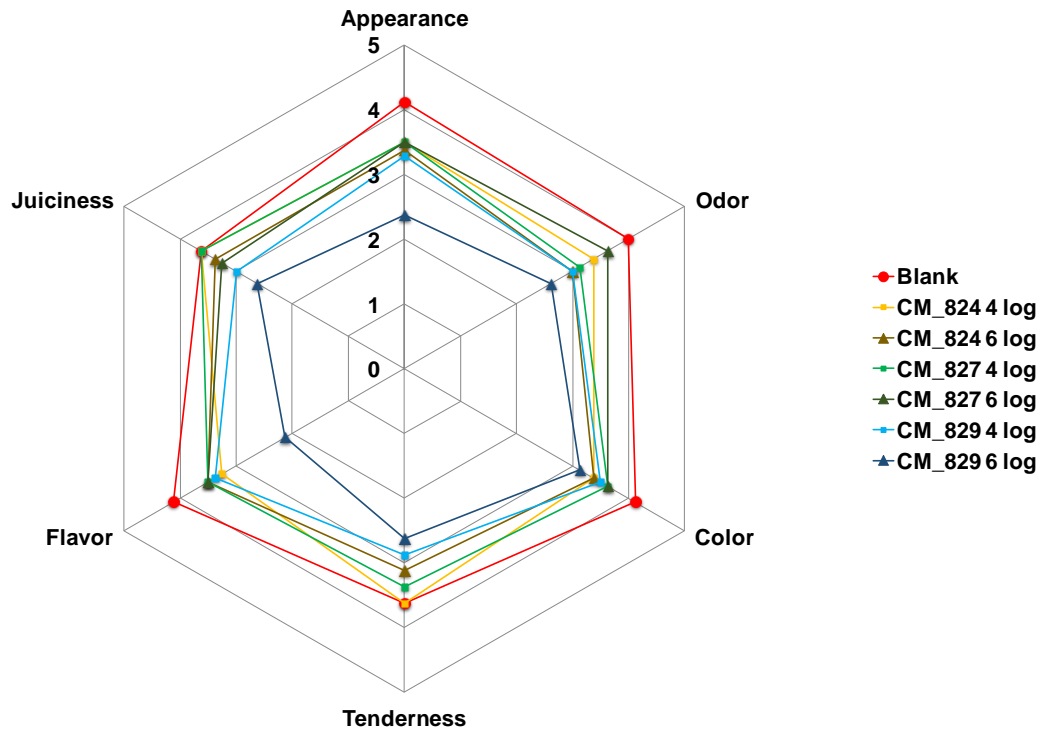
Sensory analysis of raw patties inoculated with 10^4 or 10^6 CFU *C. maltaromaticum*/g meat after 8 days of storage (5 days at 4 °C and 3 days at 8 °C) ($n = 12$)



- Non inoculated raw samples (blank) were perceived as having the best color ($P < 0.05$).
- Non inoculated raw samples and inoculated samples with strain CM_827 at 10^4 CFU *C. maltaromaticum*/g meat were perceived as having the best appearance ($P < 0.05$).
- Samples did not differ statistically for odor.

RESULTS AND DISCUSSION

Sensory analysis of patties inoculated with 10^4 or 10^6 CFU *C. maltaromaticum*/g meat after 8 days of storage (5 days at 4 °C and 3 days at 8 °C) and cooking ($n = 8$)

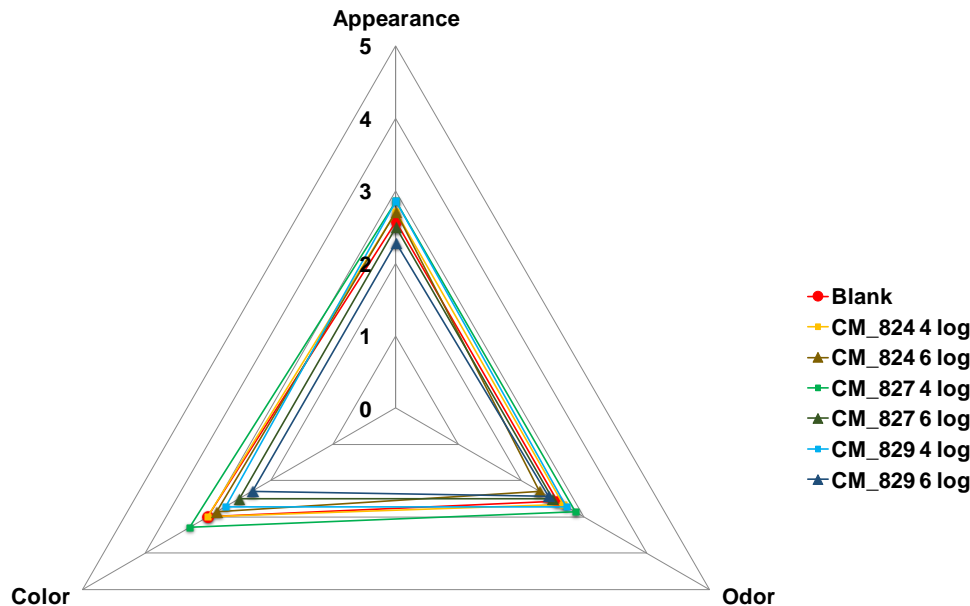


- Non inoculated beef patties (blank) received higher scores than inoculated patties, but no statistical difference was observed with samples inoculated with *C. maltaromaticum* at 10^4 CFU/g.

- Samples inoculated with the strain CM_829 at 10^6 CFU/g received the worst scores for appearance, odor and flavor ($P < 0.05$).

RESULTS AND DISCUSSION

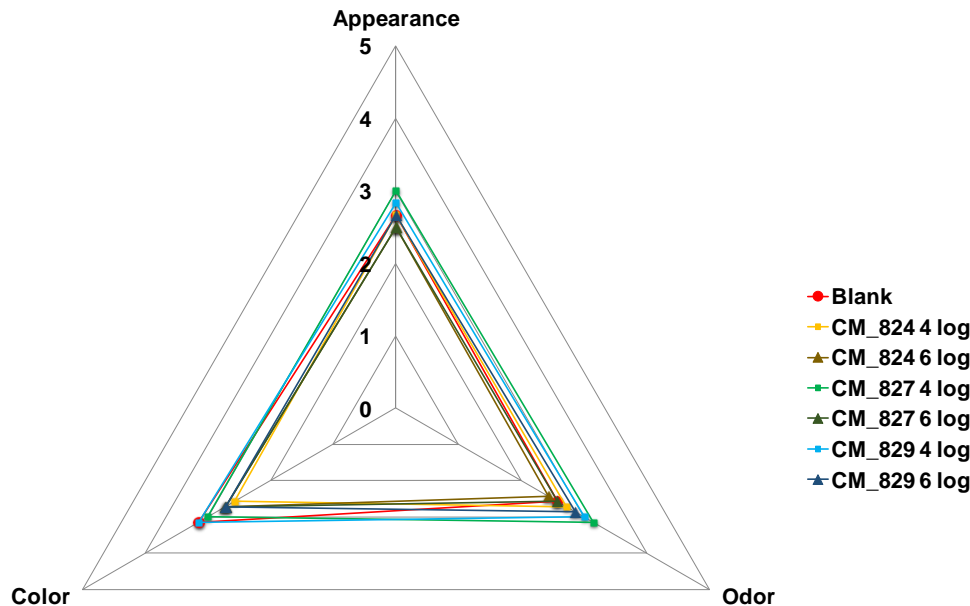
Sensory analysis of raw patties inoculated with 10^4 or 10^6 CFU *C. maltaromaticum*/g meat after 10 days of storage (5 days at 4 °C and 5 days at 8 °C) ($n = 7$)



- Samples inoculated with the strain CM_827 at 10^4 CFU/g received the highest scores for all attributes, but did not differ statistically from blank.

RESULTS AND DISCUSSION

Sensory analysis of patties inoculated with 10^4 or 10^6 CFU *C. maltaromaticum*/g meat after 10 days of storage (5 days at 4 °C and 5 days at 8 °C) and cooking ($n = 7$)



- Only appearance, color and odor were evaluated since samples were three days beyond commercial shelf life.

- A decrease in the sensory quality was observed during the last three days of storage.

CONCLUSIONS

- This preliminary study permitted to evaluate the effect of three *C. maltaromaticum* strains on the sensory quality of beef patties.
- Strain CM_827 did practically not change the sensory attributes of beef patties.
- Therefore, further research on the biopreservative capacity of *C. maltaromaticum* should be conducted with the strain CM_827.

ACKNOWLEDGEMENTS



Prof. Clinquart



Prof. Daube



Dr. Kergourlay



Dr. Jacques-Houssa

THANKS FOR YOUR ATTENTION

QUESTIONS?



Université de Liège
Faculté de Médecine vétérinaire