

# IMA Commission on New Minerals, Nomenclature and Classification (CNMNC)

## NEWSLETTER 26

---

### New minerals and nomenclature modifications approved in 2015

U. HÅLENIUS<sup>1</sup> (Chairman, CNMNC), F. HATERT<sup>2</sup> (Vice-Chairman, CNMNC), M. PASERO<sup>3</sup> (Vice-Chairman, CNMNC) AND S. J. MILLS<sup>4</sup> (Secretary, CNMNC)

<sup>1</sup> Department of Mineralogy, Naturhistoriska Riksmuseet, Box 50007, SE-104 05 Stockholm, Sweden – ulf.halenius@nrm.se

<sup>2</sup> Laboratoire de Minéralogie, Université de Liège, B-4000 Liège, Belgium – fhatert@ulg.ac.be

<sup>3</sup> Dipartimento di Scienze della Terra, Università degli Studi di Pisa, Via Santa Maria 53, I-56126 Pisa, Italy – marco.pasero@unipi.it

<sup>4</sup> Geosciences, Museum Victoria, PO Box 666, Melbourne, Victoria 3001, Australia – smills@museum.vic.gov.au

The information given here is provided by the IMA Commission on New Minerals, Nomenclature and Classification for comparative purposes and as a service to mineralogists working on new species.

Each mineral is described in the following format:

**Mineral name, if the authors agree on its release prior to the full description appearing in press**

Chemical formula

Type locality

Full authorship of proposal

E-mail address of corresponding author

Relationship to other minerals

Crystal system, Space group; Structure determined, yes or no

Unit-cell parameters

Strongest lines in the X-ray powder diffraction pattern

Type specimen repository and specimen number

Citation details for the mineral prior to publication of full description

**Citation details concern the fact that this information will be published in the *Mineralogical Magazine* on a routine basis, as well as being added month by month to the Commission's web site.**

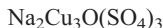
**It is still a requirement for the authors to publish a full description of the new mineral.**

NO OTHER INFORMATION WILL BE RELEASED BY THE COMMISSION

NEW MINERAL PROPOSALS APPROVED IN  
JUNE 2015

## IMA No. 2015-012

Puninite



Glavnaya Tenoritovaya (“Major Tenorite”) fumarole, Second Scoria Cone of the Northern Breakthrough of the Great Fissure Tolbachik Eruption, Kamchatka, Russia (55°41'N, 160°14'E)

Oleg I. Siidra\*, Evgeny V. Nazarchuk, Evgeniya A. Lukina, Anatoly N. Zaitsev, Evgeniya Y. Avdontseva, Lidiya P. Vergasova, Stanislav K. Filatov, Natalia S. Vlasenko, Rick Turner and Gennady A. Karpov

\*E-mail: o.siidra@spbu.ru

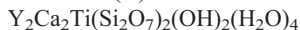
Euchlorine group

Monoclinic:  $C2/c$ ; structure determined
 $a = 17.388(1)$ ,  $b = 9.4009(8)$ ,  $c = 14.404(1)$  Å,  
 $\beta = 112.039(2)^\circ$ 
 $8.058(100)$ ,  $6.675(19)$ ,  $6.466(28)$ ,  $4.398(14)$ ,  
 $4.247(17)$ ,  $3.839(34)$ ,  $2.853(29)$ ,  $2.724(15)$ 

Type material is deposited in the collections of the Mineralogical Museum, Department of Mineralogy, St Petersburg State University, St Petersburg, Russia, specimen number 19638  
 How to cite: Siidra, O.I., Nazarchuk, E.V., Lukina, E.A., Zaitsev, A.N., Avdontseva, E.Y., Vergasova, L.P., Filatov, S.K., Vlasenko, N.S., Turner, R. and Karpov, G.A. (2015) Puninite, IMA 2015-012. CNMNC Newsletter No. 26, August 2015, page 942; *Mineralogical Magazine*, 79, 941–947.

## IMA No. 2015-016

Batievaite-(Y)



Sakharjok massif, Kola Peninsula, Murmansk Oblast, Russia (67°41'40.4"N, 36°27'04.3"E)  
 Lyudmila M. Lyalina\*, Andrei A. Zolotarev, Ekaterina A. Selivanova, Yevgeny E.

Savchenko, Sergey V. Krivovichev, Julia A. Mikhailova, Galiyabanu I. Kadyrova and Dmitry R. Zozulya

\*E-mail: lialina@geoksc.apatity.ru

Rosenbuschite group

Triclinic:  $P\bar{1}$ ; structure determined
 $a = 9.4024(8)$ ,  $b = 5.5623(5)$ ,  $c = 7.3784(6)$  Å,  
 $\alpha = 89.919(2)$ ,  $\beta = 101.408(2)$ ,  $\gamma = 96.621(2)^\circ$ 
 $9.145(17)$ ,  $7.238(36)$ ,  $4.350(23)$ ,  $4.042(16)$ ,  
 $3.745(13)$ ,  $3.061(30)$ ,  $2.991(100)$ ,  $2.819(16)$ 

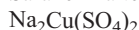
Type material is deposited in the collections of

the Geological and the Mineralogical Museum of the Geological Institute of the Kola Science Centre, Apatity, Russia, No. GIM 7389

How to cite: Lyalina, L.M., Zolotarev, A.A., Selivanova, E.A., Savchenko, Y.E., Krivovichev, S.V., Mikhailova, J.A., Kadyrova, G.I. and Zozulya, D.R. (2015) Batievaite-(Y), IMA 2015-016. CNMNC Newsletter No. 26, August 2015, page 942; *Mineralogical Magazine*, 79, 941–947.

## IMA No. 2015-019

Saranchinaite



Naboko cinder cone, Great Tolbachik Fissure Eruption, Tolbachik volcano, Kamchatka Peninsula, Far-Eastern Region, Russia (55°46'06"N, 160°18'59"E, 1650 m asl)

Oleg I. Siidra\*, Evgeny V. Nazarchuk, Evgeniya A. Lukina, Atali A. Agakhanov, Evgeniya Y. Avdontseva, Roman A. Kayukov, Lidiya P. Vergasova, Stanislav K. Filatov and Gennady A. Karpov

\*E-mail: o.siidra@spbu.ru

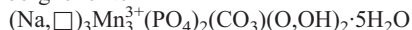
New structure type

Monoclinic:  $P2_1$ ; structure determined
 $a = 9.0109(5)$ ,  $b = 15.6355(8)$ ,  $c = 10.1507(5)$  Å,  
 $\beta = 107.08(1)^\circ$ 
 $7.546(87)$ ,  $6.100(80)$ ,  $4.829(85)$ ,  $4.598(100)$ ,  
 $3.548(86)$ ,  $2.932(70)$ ,  $2.729(66)$ ,  $2.708(80)$ 

Type material is deposited in the collections of the Mineralogical Museum, Department of Mineralogy, St Petersburg State University, St Petersburg, Russia, specimen number 19639  
 How to cite: Siidra, O.I., Nazarchuk, E.V., Lukina, E.A., Agakhanov, A.A., Avdontseva, E.Y., Kayukov, R.A., Vergasova, L.P., Filatov, S.K. and Karpov, G.A. (2015) Saranchinaite, IMA 2015-019. CNMNC Newsletter No. 26, August 2015, page 942; *Mineralogical Magazine*, 79, 941–947.

## IMA No. 2015-020

Jörgkellerite



Oldoinyo Lengai volcano, Arusha Region, Tanzania (2°45.7'S, 35°54.8'E)

Anatoly N. Zaitsev\*, Sergey N. Britvin, Anton Kearsley, Thomas Wenzel and Caroline Kirk

\*E-mail: burbankite@gmail.com

New structure type

Trigonal:  $P\bar{3}$ ; structure determined
 $a = 11.201(2)$ ,  $c = 10.969(2)$  Å

10.970(100), 5.597(15), 4.993(8), 3.659(4),  
3.234(6), 2.796(14), 2.724(20), 2.189(5)

Type material is deposited in the collections of  
the Mineralogy Department, St. Petersburg State  
University, St. Petersburg, Russia 199034,  
catalogue number 19640/1

How to cite: Zaitsev, A.N., Britvin, S.N.,  
Kearsley, A., Wenzel, T. and Kirk, C. (2015)  
Jörgkellerite, IMA 2015-020. CNMNC  
Newsletter No. 26, August 2015, page 942;  
*Mineralogical Magazine*, **79**, 941–947.

#### IMA No. 2015-024

Andychristyite

$\text{PbCu}^{2+}\text{Te}^{6+}\text{O}_5(\text{H}_2\text{O})$

Aga mine, Otto Mountain, 1 mile NW of Baker,  
San Bernardino Co., California, USA

(35.27215°N, 116.09487°W, 320 m asl)

Anthony R. Kampf\*, Mark A. Cooper, Stuart J.  
Mills, Robert M. Housley and George R.

Rossmann

\*E-mail: akampf@nhm.org

New structure type

Triclinic:  $P\bar{1}$ ; structure determined

$a = 5.322(3)$ ,  $b = 7.098(4)$ ,  $c = 7.511(4)$  Å,  $\alpha =$   
83.486(7),  $\beta = 76.279(5)$ ,  $\gamma = 70.742(5)^\circ$   
6.71(16), 4.76(17), 3.274(100), 2.641(27),  
2.434(23), 1.674(17), 1.588(21), 1.513(15)

Type material is deposited in the collections of  
the Mineral Sciences Department, Natural  
History Museum of Los Angeles County, 900  
Exposition Boulevard, Los Angeles, California  
90007, USA, catalogue number 65577

How to cite: Kampf, A.R., Cooper, M.A., Mills,  
S.J., Housley, R.M. and Rossmann, G.R. (2015)  
Andychristyite, IMA 2015-024. CNMNC  
Newsletter No. 26, August 2015, page 943;  
*Mineralogical Magazine*, **79**, 941–947.

#### IMA No. 2015-025

Penberthycroftite

$[\text{Al}_6(\text{AsO}_4)_3(\text{OH})_9(\text{H}_2\text{O})_5] \cdot 8\text{H}_2\text{O}$

Penberthy Croft mine, St. Hilary, Cornwall,  
England, UK (50.1414°N, 5.4269°W)

Ian E. Grey\*, John Betterton, Anthony R.  
Kampf, Jason R. Price and Colin M. MacRae

\*E-mail: Ian.Grey@csiro.au

Closely related to bettertonite

Monoclinic:  $P2_1/c$ ; structure determined

$a = 7.753(2)$ ,  $b = 24.679(5)$ ,  $c = 15.679(3)$  Å,  
 $\beta = 94.19(3)^\circ$   
13.264(46), 12.402(16), 9.732(100), 7.420(28),  
5.670(8), 5.423(6), 3.598(6), 3.562(6)

Co-type material is deposited in the miner-  
alogical collections of the Natural History  
Museum, London, registration number  
BM.2015.3 and the Museum Victoria, Australia,  
registration number M53452

How to cite: Grey, I.E., Betterton, J., Kampf,  
A.R., Price, J.R. and MacRae, C.M. (2015)  
Penberthycroftite, IMA 2015-025. CNMNC  
Newsletter No. 26, August 2015, page 943;  
*Mineralogical Magazine*, **79**, 941–947.

#### IMA No. 2015-026

Alfredopetrovite

$\text{Al}_2(\text{Se}^{4+}\text{O}_3)_3 \cdot 6\text{H}_2\text{O}$

El Dragón mine, Antonio Quijarro Province,  
Potosí Department, Bolivia (19°49'15"S,  
65°55'0"W)

Anthony R. Kampf\*, Stuart J. Mills, Barbara P.  
Nash, Brent Thorne and Georges Favreau

\*E-mail: akampf@nhm.org

New structure type

Hexagonal:  $P6_2c$ ; structure determined

$a = 8.818(3)$ ,  $c = 10.721(2)$  Å  
7.63(55), 6.22(55), 5.37(26), 4.398(40),  
3.404(100), 2.783(50), 2.606(22), 1.661(26)

Co-type material is deposited in the collections  
of the Natural History Museum of Los Angeles  
County, Los Angeles, USA, catalogue numbers  
64111, 65578, 65579 and 65580, and the  
Museum Victoria, Australia, registration  
number M53004

How to cite: Kampf, A.R., Mills, S.J., Nash,  
B.P., Thorne, B. and Favreau, G. (2015)  
Alfredopetrovite, IMA 2015-026. CNMNC  
Newsletter No. 26, August 2015, page 943;  
*Mineralogical Magazine*, **79**, 941–947.

#### IMA No. 2015-027

Ciriottiite

$\text{Cu}_4\text{Pb}_{19}(\text{Sb,As,Bi})_{22}(\text{As}_2)\text{S}_{56}$

Esperance superiore tunnel, Tavagnasco mine,  
Tavagnasco, Torino Province, Piedmont, Italy  
(45.5416°N, 7.8134°E)

Luca Bindi\*, Cristian Biagioni, Bruno Martini  
and Adrio Salvetti

\*E-mail: luca.bindi@unifi.it

Closely related to sterryite

Monoclinic:  $P2_1/n$ ; structure determined

$a = 8.178(2)$ ,  $b = 28.223(6)$ ,  $c = 42.452(5)$  Å,  
 $\beta = 93.55(2)^\circ$   
3.641(100), 3.595(35), 3.238(82), 3.208(57),  
2.936(54), 2.928(37), 2.800(36), 2.043(78)

Type material is deposited in the mineralogical

collections of the Museo di Storia Naturale, Università di Firenze, Via La Pira 4, Florence, Italy, catalogue number 3161/I  
How to cite: Bindi, L., Biagioni, C., Martini, B. and Salvetti, A. (2015) Ciriottiite, IMA 2015-027. CNMNC Newsletter No. 26, August 2015, page 943; *Mineralogical Magazine*, **79**, 941–947.

## NEW MINERAL PROPOSALS APPROVED IN JULY 2015

### IMA No. 2015-015

Garronite-Na  
 $\text{Na}_6(\text{Al}_6\text{Si}_{10}\text{O}_{32}) \cdot 8.5\text{H}_2\text{O}$   
 Poudrette quarry, Mont Saint-Hilaire, La Vallée-du-Richelieu RCM, Montérégie, Quebec, Canada (45°33'N, 73°08'W)  
 Joel D. Grice\*, Ralph Rowe and Glenn Poirier  
 \*E-mail: jgrice@mus-nature.ca  
 Zeolite supergroup  
 Monoclinic: *I*2; structure determined  
 $a = 9.990(2)$ ,  $b = 10.032(2)$ ,  $c = 10.036(2)$  Å,  
 $\beta = 90.11(3)^\circ$   
 7.098(79), 5.026(32), 4.101(77), 3.172(100),  
 2.904(14), 2.685(64), 1.967(14), 1.721(11)  
 Type material is deposited in the mineralogical collections of the Canadian Museum of Nature, P.O. Box 3443, Station D, Ottawa, Ontario K1P 6P4, catalogue number CMCMC 86893  
 How to cite: Grice, J.D., Rowe, R. and Poirier, G. (2015) Garronite-Na, IMA 2015-015. CNMNC Newsletter No. 26, August 2015, page 944; *Mineralogical Magazine*, **79**, 941–947.

### IMA No. 2015-023

Strontioperloffite  
 $\text{SrMn}_2^{2+}\text{Fe}_2^{3+}(\text{PO}_4)_3(\text{OH})_3$   
 Spring Creek copper mine, 10 km south of Wilmington, South Australia, Australia (32°43'52''S, 138°7'37''E)  
 Peter Elliott\*  
 \*E-mail: peter.elliott@adelaide.edu.au  
 The Sr analogue of perloffite  
 Monoclinic: *P*2<sub>1</sub>/*m*; structure determined  
 $a = 9.183(2)$ ,  $b = 12.349(3)$ ,  $c = 5.008(1)$  Å,  $\beta = 100.23(3)^\circ$   
 9.055(30), 5.122(25), 4.682(25), 3.158(100),  
 3.106(45), 2.892(35), 2.735(35), 1.921(69)  
 Type material is deposited in the mineralogical collections of the South Australian Museum, Adelaide, South Australia, registration number G34219

How to cite: Elliott, P. (2015) Strontioperloffite, IMA 2015-023. CNMNC Newsletter No. 26, August 2015, page 944; *Mineralogical Magazine*, **79**, 941–947.

### IMA No. 2015-028

Odigitriaite  
 $\text{CsNa}_5\text{Ca}_5[\text{Si}_{14}\text{B}_2\text{O}_{38}]\text{F}_2$   
 Darai-Pioz alkaline massif, Darai-Pioz river, Tadjikistan (39°27'N, 70°43'E)  
 Atali A. Agakhanov\*, Leonid A. Pautov, Elena Sokolova, Frank C. Hawthorne, Vladimir Yu. Karpenko, Oleg. I. Siidra and Vyacheslav A. Muftakho  
 \*E-mail: atali99@mail.ru  
 New structure type  
 Monoclinic: *C*2/*c*; structure determined  
 $a = 16.652(5)$ ,  $b = 9.598(3)$ ,  $c = 22.120(7)$  Å,  
 $\beta = 92.87(1)^\circ$   
 4.66(33), 4.10(36), 3.85(31), 3.68(40), 3.62(45),  
 3.35(100), 3.25(35), 3.04(60)  
 Type material is deposited in the collections of the A.E. Fersman Mineralogical Museum, Moscow, Russia, registration number 4706/1.  
 How to cite: Agakhanov, A.A., Pautov, L.A., Sokolova, E., Hawthorne, F.C., Karpenko, V.Y., Siidra, O.I. and Muftakho, V.A. (2015) Odigitriaite, IMA 2015-028. CNMNC Newsletter No. 26, August 2015, page 944; *Mineralogical Magazine*, **79**, 941–947.

### IMA No. 2015-029

Kayrobertsonite  
 $[\text{MnAl}_2(\text{PO}_4)_2(\text{OH})_2(\text{H}_2\text{O})_4] \cdot 2\text{H}_2\text{O}$   
 Hagendorf South pegmatite, Hagendorf, Oberpfalz, Bavaria, Germany (49°39'1''N, 12°27'35''E); and the East dump of the Foote Lithium Company mine, Kings Mountain district, Cleveland Co., North Carolina, USA (35°12'40''N, 81°21'20''W)  
 Stuart J. Mills\*, Ian E. Grey, Anthony R. Kampf, William D. Birch, Colin M. MacRae, Jason B. Smith and Erich Keck  
 \*E-mail: smills@museum.vic.gov.au  
 The OH analogue of nordgauite  
 Triclinic: *P* $\bar{1}$ ; structure determined  
 $a = 10.049(2)$ ,  $b = 10.205(2)$ ,  $c = 6.083(1)$  Å,  
 $\alpha = 91.79(3)^\circ$ ,  $\beta = 99.70(3)^\circ$ ,  $\gamma = 98.02(3)^\circ$   
 10.047(100), 9.804(8), 7.629(44), 5.029(12),  
 4.695(10), 3.023(12), 2.952(10), 2.579(10)  
 Co-type material is deposited in the mineralogical collections of the Museum Victoria, Melbourne, Victoria, Australia, registered

numbers M53379, M53380 and M48795, and the Natural History Museum of Los Angeles County, Los Angeles, CA 90007, USA, registration numbers 65561 and 65562  
How to cite: Mills, S.J., Grey, I.E., Kampf, A.R., Birch, W.D., MacRae, C.M., Smith, J.B. and Keck, E. (2015) Kayrobertsonite, IMA 2015-029. CNMNC Newsletter No. 26, August 2015, page 944; *Mineralogical Magazine*, **79**, 941–947.

**IMA No. 2015-030**

Canosioite  
Ba<sub>2</sub>Fe<sup>3+</sup>(AsO<sub>4</sub>)<sub>2</sub>(OH)  
La Valletta mine, Vallone della Valletta, Canosio (CN), Maira Valley, Piedmont, Italy (44°23'54"N, 7°5'37"E, 2560 m asl)  
Fernando Cámara\*, Erica Bittarello, Marco E. Ciriotti, Fabrizio Nestola, Francesco Radica, Federico Massimi, Corrado Balestra and Roberto Bracco  
\*E-mail: fernando.camaraartigas@unito.it  
Brackebuschite supergroup  
Monoclinic:  $P2_1/m$ ; structure determined  
 $a = 7.8642(4)$ ,  $b = 6.1083(3)$ ,  $c = 9.1670(5)$  Å,  
 $\beta = 112.874(6)^\circ$   
3.713(18), 3.304(100), 3.058(31), 3.047(59),  
2.801(72), 2.337(24), 2.158(24), 1.921(18)  
Type material is deposited in the mineralogical collections of the Museo Regionale di Scienze Naturali di Torino, Sezione di Mineralogia, Petrografia e Geologia, via Giovanni Giolitti 36, I-10123 Torino, Italy, catalogue number M/15941  
How to cite: Cámara, F., Bittarello, E., Ciriotti, M.E., Nestola, F., Radica, F., Massimi, F., Balestra, C. and Bracco, R. (2015) Canosioite, IMA 2015-030. CNMNC Newsletter No. 26, August 2015, page 945; *Mineralogical Magazine*, **79**, 941–947.

**IMA No. 2015-031**

Mendeleevite-(Nd)  
Cs<sub>6</sub>[(Nd,REE)<sub>23</sub>Ca<sub>7</sub>](Si<sub>70</sub>O<sub>175</sub>)(OH,F)<sub>19</sub>(H<sub>2</sub>O)<sub>16</sub>  
Darai-Pioz alkaline massif, Darai-Pioz river, Tadjikistan (39°27'N, 70°43'E)  
Atali A. Agakhanov\*, Leonid A. Pautov, Elena Sokolova, Frank C. Hawthorne, Vladimir Y. Karpenko, Oleg I. Siidra and Viktor K. Garanin  
\*E-mail: atali99@mail.ru  
The Nd-analogue of mendeleevite-(Ce)  
Cubic:  $Pm\bar{3}$   
 $a = 21.9106(4)$  Å

15.63(55), 12.73(40), 11.01(100), 4.07(30), 3.47(42), 3.099(42), 2.192(42), 1.819(41)  
Type material is deposited in the collections of the A.E. Fersman Mineralogical Museum, Moscow, Russia, registration number 4707/1  
How to cite: Agakhanov, A.A., Pautov, L.A., Sokolova, E., Hawthorne, F.C., Karpenko, V.Y., Siidra, O.I. and Garanin, V.K. (2015) Mendeleevite-(Nd), IMA 2015-031. CNMNC Newsletter No. 26, August 2015, page 945; *Mineralogical Magazine*, **79**, 941–947.

**IMA No. 2015-033**

Zabińskiite  
Ca[Al<sub>0.5</sub>(Ta,Nb)<sub>0.5</sub>](Si<sub>4</sub>)O  
Piława Górna migmatite-amphibolite quarry, Sudetes, ~50 km south-west of Wrocław, Poland (50°42'11.77"N, 16°44'12.36"E)  
Adam Pieczka\*, Frank C. Hawthorne, Chi Ma, George R. Rossman, Philippe Buffat, Bogdan Rutkowski, Eligiusz Szełęg, Adam Szuszkiewicz, Krzysztof Turniak, Krzysztof Nejbert and Sławomir S. Ilnicki  
\*E-mail: pieczka@agh.edu.pl  
Isostructural with titanite  
Triclinic:  $A\bar{1}$ ; structure determined  
 $a = 7.031(2)$ ,  $b = 8.692(2)$ ,  $c = 6.561(2)$  Å,  $\alpha = 89.71(1)$ ,  $\beta = 113.83(1)$ ,  $\gamma = 90.35(1)^\circ$   
4.939(65), 3.226(100), 3.001(98), 2.609(89),  
2.283(20), 2.063(29), 1.740(18), 1.704(31)  
Type material is deposited in the collections of the Mineralogical Museum of the University of Wrocław (Faculty of Earth Science and Environmental Management, Institute of Geological Sciences, Mineralogical Museum, 50-205 Wrocław, Cybulskiego 30, Poland), catalogue number MMWr IV7675  
How to cite: Pieczka, A., Hawthorne, F.C., Ma, C., Rossman, G.R., Buffat, P., Rutkowski, B., Szełęg, E., Szuszkiewicz, A., Turniak, K., Nejbert, K. and Ilnicki, S.S. (2015) Zabińskiite, IMA 2015-033. CNMNC Newsletter No. 26, August 2015, page 945; *Mineralogical Magazine*, **79**, 941–947.

**IMA No. 2015-035**

Oxo-mangani-leakite  
NaNa<sub>2</sub>(Mn<sub>4</sub><sup>3+</sup>Li)Si<sub>8</sub>O<sub>22</sub>O<sub>2</sub>  
Hoskins mine, 3 km west of Grenfell, Forbes Co., New South Wales, Australia (33°53'45"S, 148°7'22"E)  
Roberta Oberti\*, Alberto Zanetti, Massimo Boiocchi, Frank C. Hawthorne and Neil A. Ball

\*E-mail: oberti@crystal.unipv.it

Amphibole supergroup

Monoclinic:  $C2/m$ ; structure determined

$a = 9.875(5)$ ,  $b = 17.873(9)$ ,  $c = 5.295(2)$  Å,  $\beta = 104.74(3)^\circ$

8.423(100), 4.461(40), 4.451(40), 3.377(46),

3.134(37), 2.734(25), 2.694(37), 2.282(27)

Type material is deposited in the mineralogical collections of the Canadian Museum of Nature, Ottawa, catalogue number CNMNC86895

How to cite: Oberti, R., Zanetti, A., Boiocchi, M., Hawthorne, F.C. and Ball, N.A. (2015) Oxomangani-leakite, IMA 2015-035. CNMNC Newsletter No. 26, August 2015, page 945; *Mineralogical Magazine*, **79**, 941–947.

#### IMA No. 2015-036

Kummerite

$Mn^{2+}Fe^{3+}Al(PO_4)_2(OH)_2 \cdot 8H_2O$

Cornelia Mine Open Cut of the Hagendorf-Stüd pegmatite, Hagendorf, Oberpfalz, Bavaria, Germany (49°39'11"N, 12°27'35"E)

Ian E. Grey\*, Erich Keck, W. Gus Mumme,

Allan Pring, Colin M. MacRae, Finlay L.

Shanks and Jason R. Price

\*E-mail: Ian.Grey@csiro.au

Laueite supergroup

Triclinic:  $P\bar{1}$ ; structure determined

$a = 5.320(1)$ ,  $b = 10.670(3)$ ,  $c = 7.139(1)$  Å,  $\alpha = 107.71(3)$ ,  $\beta = 111.40(3)$ ,  $\gamma = 71.84(2)^\circ$

9.885(100), 6.476(20), 4.942(30), 3.988(9),

3.255(8), 3.235(9), 3.116(18), 2.873(11)

Type material is deposited in the mineralogical collections of the Museum Victoria, Melbourne, Victoria, Australia, registration number M53448

How to cite: Grey, I.E., Keck, E., Mumme,

W.G., Pring, A., MacRae, C.M., Shanks, F.L.

and Price, J.R. (2015) Kummerite, IMA 2015-

036. CNMNC Newsletter No. 26, August 2015,

page 946; *Mineralogical Magazine*, **79**,

941–947.

#### IMA No. 2015-037

Gazeevite

$BaCa_6(SiO_4)_2(SO_4)_2O$

NW slope of the Shadil-Khokh volcano, Kel'

volcanic area, Greater Caucasus Mountain

Range, Southern Ossetia, Georgia (42°32.5'N,

44°18'E); Nahal Darga, Hatrurim Complex,

Palestinian Autonomy, Israel (31°35'N,

35°22'E); Jabal Harmun, Hatrurim Complex,

Palestinian Autonomy, Israel (31°46'N,

35°26'E); W slope of Har Parsa, Negev Desert,

Israel (31°13'N, 35°17'E)

Evgeny V. Galuskin\*, Frank Gfeller, Irina O.

Galuskina, Thomas Armbruster, Yevgeny

Vapnik, Joachim Kusz, Mateusz Dulski,

Mariusz Gardocki and Piotr Dzierżanowski

\*E-mail: evgeny.galuskin@us.edu.pl

Isostructural with zadovite and aradite

Trigonal:  $R\bar{3}m$ ; structure determined

$a = 7.1540(1)$ ,  $c = 25.1242(5)$  Å

6.015(36), 3.106(41), 3.074(47), 2.792(53),

2.778(100), 2.637(25), 2.205(43), 2.122(36)

Co-type material is deposited in the collections

of the Museum of Natural History, Bernastr. 5,

CH-3005 Bern, Switzerland, catalogue number

NMBE 43125 (Jabel Harmun) and the Fersman

Mineralogical Museum, Leninskiy pr., 18/2,

115162 Moscow, Russia, catalogue numbers

4713/1 (Shadil-Khokh), 4713/2 (Nahal Darga),

4713/3 (Jabel Harmun) and 4713/4 (Har Parsa)

How to cite: Galuskin, E.V., Gfeller, F.,

Galuskina, I.O., Armbruster, T., Vapnik, Y.,

Kusz, J., Dulski, M., Gardocki, M. and

Dzierżanowski, P. (2015) Gazeevite, IMA 2015-

037. CNMNC Newsletter No. 26, August 2015,

page 946; *Mineralogical Magazine*, **79**, 941–947.

#### IMA No. 2015-038

Grundmannite

$CuBiSe_2$

El Dragón mine, Quijarro province, Potosi,

Bolivia (19°49.15'S, 65°55'W, 4100 m asl)

Hans-Jürgen Förster\*, Luca Bindi and

Christopher J. Stanley

\*E-mail: forhj@gfz-potsdam.de

The Se analogue of emplectite

Orthorhombic:  $Pnma$ ; structure determined

$a = 6.6362(5)$ ,  $b = 4.2581(3)$ ,  $c = 15.3691(9)$  Å

3.490(49), 3.318(57), 3.275(100), 2.492(41),

2.331(45), 2.129(33), 1.993(31), 1.947(32)

Type material is deposited in the mineralogical

collections of the Natural History Museum,

London, catalogue number BM 2015, 33

How to cite: Förster, H.-J., Bindi, L. and Stanley,

C.J. (2015) Grundmannite, IMA 2015-038.

CNMNC Newsletter No. 26, August 2015, page

946; *Mineralogical Magazine*, **79**, 941–947.

#### IMA No. 2015-039

Chongite

$Ca_3Mg_2(AsO_4)_2(AsO_3OH)_2 \cdot 4H_2O$

Torrecillas mine, Salar Grande, Iquique

Province, Tarapacá Region, Chile (20°58'13"S,

70°8'17"W)



Anthony R. Kampf\*, Barbara Nash, Maurizio Dini and Arturo A. Molina Donoso

\*E-mail: akampf@nhm.org

The Mg analogue of sainfeldite  
Monoclinic:  $C2/c$ ; structure determined  
 $a = 18.5879(6)$ ,  $b = 9.3660(3)$ ,  $c = 9.9622(7)$  Å,  
 $\beta = 96.916(7)^\circ$

8.35(29), 4.644(62), 4.396(26), 3.372(62),  
3.275(100), 3.113(57), 2.384(30), 1.799(22)

Co-type material is deposited in the mineralogical collections of the Natural History Museum of Los Angeles County, 900 Exposition Boulevard, Los Angeles, CA 90007, USA, catalogue numbers 65585, 65586 and 65587

How to cite: Kampf, A.R., Nash, B., Dini, M. and Molina Donoso, A.A. (2015) Chongite, IMA 2015-039. CNMNC Newsletter No. 26, August 2015, page 946; *Mineralogical Magazine*, **79**, 941–947.

#### IMA No. 2015-040

Gajardoite  
 $KCa_{0.5}As_4^{3+}O_6Cl_2 \cdot 5H_2O$   
Torrecillas mine, Salar Grande, Iquique Province, Tarapacá Region, Chile (20°58'13"S, 70°8'17"W)

Anthony R. Kampf\*, Barbara Nash, Maurizio Dini and Arturo A. Molina Donoso

\*E-mail: akampf@nhm.org

New structure type  
Hexagonal:  $P6/mmm$ ; structure determined  
 $a = 5.2558(8)$ ,  $c = 15.967(2)$  Å  
16.00(100), 5.31(48), 3.466(31), 3.013(44),  
2.624(51), 2.353(36), 1.845(21), 1.460(17)  
Co-type material is deposited in the mineralogical collections of the Natural History Museum of Los Angeles County, 900 Exposition Boulevard, Los Angeles, CA 90007, USA, catalogue numbers 65585, 65586 and 65587

How to cite: Kampf, A.R., Nash, B., Dini, M. and Molina Donoso, A.A. (2015) Gajardoite, IMA 2015-040. CNMNC Newsletter No. 26,

August 2015, page 947; *Mineralogical Magazine*, **79**, 941–947.

### NOMENCLATURE PROPOSALS APPROVED IN JULY 2015

#### IMA 15-A: Anatacamite (discredited)

Proposal 15-A is accepted, and anatacamite is officially discredited.

#### IMA 15-B: Magnesioastrophyllite and astrophyllite supergroup

Proposal 15-B is accepted, and “magnesioastrophyllite” is validated under the name lobanovite,  
 $K_2Na(Fe_4^{2+}Mg_2Na)Ti_2(Si_4O_{12})_2O_2(OH)_4$ .  
According to the new classification scheme, the astrophyllite supergroup is now divided in three groups: the astrophyllite group, the kupletskite group, and the devitoite group.

#### IMA 15-J: Hydrotalcite neotypes

Proposal 15-J is accepted, and the hydrotalcite samples MFN\_MIN\_1998\_2751 and MFN\_MIN\_1998\_2758, labelled by Gustav Rose and deposited at the Museum für Naturkunde Berlin, are defined as neotypes. The type locality is Snarum, Modum, Buskerud, Norway.

#### Nomenclature of epidotes

A proposal concerning nomenclature within the epidote supergroup is accepted, and the names hancockite, niigataite and tweddillite are reinstated instead of epidote-(Pb), clinozoisite-(Sr) and mangani piemontite-(Sr), respectively.

#### Garronite: change in nomenclature

After the approval of the new mineral garronite-Na (IMA 2015-015 – see above), the name “garronite” becomes a series name, and the mineral formerly referred to as garronite is renamed garronite-Ca.

