

IMA Commission on New Minerals, Nomenclature and Classification (CNMNC)

NEWSLETTER 22

New minerals and nomenclature modifications approved in 2014

P. A. WILLIAMS¹ (Chairman, CNMNC), F. HATERT² (Vice-Chairman, CNMNC), M. PASERO³ (Vice-Chairman, CNMNC) AND S. J. MILLS⁴ (Secretary, CNMNC)

¹ School of Science and Health, University of Western Sydney, Locked Bag 1797, Penrith, NSW 2751, Australia – p.williams@uws.edu.au

² Laboratoire de Minéralogie, Université de Liège, B-4000 Liège, Belgium – fhatert@ulg.ac.be

³ Dipartimento di Scienze della Terra, Università degli Studi di Pisa, Via Santa Maria 53, I-56126 Pisa, Italy – pasero@dst.unipi.it

⁴ Geosciences, Museum Victoria, PO Box 666, Melbourne, Victoria 3001, Australia – smills@museum.vic.gov.au

The information given here is provided by the IMA Commission on New Minerals, Nomenclature and Classification for comparative purposes and as a service to mineralogists working on new species.

Each mineral is described in the following format:

Mineral name, if the authors agree on its release prior to the full description appearing in press

Chemical formula

Type locality

Full authorship of proposal

E-mail address of corresponding author

Relationship to other minerals

Crystal system, Space group; Structure determined, yes or no

Unit-cell parameters

Strongest lines in the X-ray powder diffraction pattern

Type specimen repository and specimen number

Citation details for the mineral prior to publication of full description

Citation details concern the fact that this information will be published in the *Mineralogical Magazine* on a routine basis, as well as being added month by month to the Commission's web site.

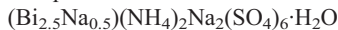
It is still a requirement for the authors to publish a full description of the new mineral.

NO OTHER INFORMATION WILL BE RELEASED BY THE COMMISSION

NEW MINERAL PROPOSALS APPROVED IN
AUGUST 2014

IMA No. 2013-086a

Campostriniite

La Fossa crater (fumarole FA), Vulcano,
Aeolian Islands, ItalyFrancesco Demartin*, Carlo Maria Gramaccioli
and Carlo Castellano

*E-mail: francesco.demartin@unimi.it

Isostructural with görgöyite

Monoclinic: $C2/c$; structure determined $a = 17.748(3)$, $b = 6.982(1)$, $c = 18.221(3)$ Å, $\beta = 113.97(1)^\circ$

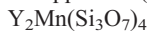
7.507(75), 6.396(100), 4.410(47), 3.380(57),

3.166(50), 3.048(75), 2.856(42), 2.766(60)

Type material is deposited in the reference
collection of the Dipartimento di Chimica,
University of Milan, Milan, Italy, sample
number 2013-03How to cite: Demartin, F., Gramaccioli, C.M.
and Castellano, C. (2014) Campostriniite, IMA
2013-086a. CNMNC Newsletter No. 22,
October 2014, page 1242; *Mineralogical
Magazine*, **78**, 1241–1248.

IMA No. 2014-040

Chiappinoite-(Y)



Água de Pau volcano (Fogo volcano), São

Miguel Island, Azores District, Portugal

Anthony R. Kampf* and Robert M. Housley

*E-mail: akampf@nhm.org

New structure type

Orthorhombic: $Ibam$; structure determined $a = 7.5549(3)$, $b = 15.2342(5)$, $c = 19.6418(14)$ Å

9.84(90), 4.129(52), 3.977(48), 3.544(100),

3.203(48), 2.999(71), 2.478(67), 2.065(57)

Cotype material is deposited in the collections
of the Mineral Sciences Department, Natural
History Museum of Los Angeles County, 900
Exposition Boulevard, Los Angeles, California
90007, USA, catalogue numbers 64166, 64167,
64168, 64169 and 64170

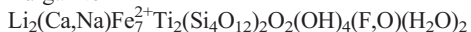
How to cite: Kampf, A.R. and Housley, R.M.

(2014) Chiappinoite-(Y), IMA 2014-040.

CNMNC Newsletter No. 22, October 2014, page
1242; *Mineralogical Magazine*, **78**, 1241–1248.

IMA No. 2014-041

Bulgakite

Darai-Pioz alkaline massif, Darai-Pioz River,
Tajikistan (39°30'N, 70°40'E)Atali A. Agakhanov*, Leonid A. Pautov, Elena
Sokolova, Frank C. Hawthorne and Vladimir Y.
Karpenko

*E-mail: atali99@mail.ru

Astrophyllite group

Triclinic: $P\bar{1}$; structure determined $a = 5.374(1)$, $b = 11.965(2)$, $c = 11.654(3)$ Å, $\alpha =$ 113.457(8), $\beta = 94.533(8)$, $\gamma = 103.084(10)^\circ$

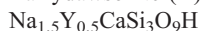
10.54(100), 3.50(100), 2.783(90), 2.647(55),

2.578(100), 1.760(52), 1.660(46), 1.576(68)

Type material is deposited in the collections of
the Fersman Mineralogical Museum of the
Russian Academy of Sciences, Moscow, Russia,
registration number 4572/1How to cite: Agakhanov, A.A., Pautov, L.A.,
Sokolova, E., Hawthorne, F.C. and Karpenko,
V.Y. (2014) Bulgakite, IMA 2014-041.CNMNC Newsletter No. 22, October 2014, page
1242; *Mineralogical Magazine*, **78**, 1241–1248.

IMA No. 2014-042

Barrydawsonite-(Y)



Merlot Claim, North Red Wine Pluton,

Labrador, Canada (62°32'38.54"W,

54°08'1.37"N)

Roger H. Mitchell*, Mark D. Welch, Anthony

R. Kampf, Anton Chakhmouradian and John

Spratt

*E-mail: rmitchell@lakeheadu.ca

Pectolite-serandite group

Monoclinic: $P2_1/a$; structure determined $a = 15.5026(2)$, $b = 7.0233(1)$, $c = 6.9769(1)$ Å, $\beta = 95.149(1)^\circ$

3.272(27), 3.094(30), 2.905(100), 2.721(17),

2.421(16), 2.161(27), 1.7613(29), 1.7016(27)

Type material is deposited in the collections of
the Natural History Museum, London, UK,
catalogue number BM 2014-50. Cotype material
is deposited in the collections of the Natural
History Museum of Los Angeles County,
California, USA, catalogue number 64171, and
the Robert B. Ferguson Museum of Mineralogy,
University of Manitoba, Canada, catalogue
number M7889How to cite: Mitchell, R.H., Welch, M.D.,
Kampf, A.R., Chakhmouradian, A. and Spratt, J.
(2014) Barrydawsonite-(Y), IMA 2014-042.CNMNC Newsletter No. 22, October 2014, page
1242; *Mineralogical Magazine*, **78**, 1241–1248.

IMA No. 2014-043

Cobaltogordaite
 $\text{NaCo}_4(\text{SO}_4)(\text{OH})_6\text{Cl}\cdot 6\text{H}_2\text{O}$
 Blue Lizard mine, Red Canyon, White Canyon
 District, San Juan County, Utah, USA
 (37°33'26"N, 110°17'44"W)
 Anatoly V. Kasatkin*, Jakub Plášil, Dmitriy I.
 Belakovskiy and Joe Marty
 *E-mail: anatoly.kasatkin@gmail.com
 The Co analogue of gordaite
 Trigonal: $P\bar{3}$; structure determined
 $a = 8.349(3)$, $c = 13.031(2)$ Å
 13.10(100), 6.53(8), 4.173(4), 3.517(5),
 2.975(4), 2.676(5), 2.520(5)
 Type material is deposited in the collections of
 the Fersman Mineralogical Museum of the
 Russian Academy of Sciences, Moscow, Russia,
 registration number 4561/1
 How to cite: Kasatkin, A.V., Plášil, J.,
 Belakovskiy, D.I. and Marty, J. (2014)
 Cobaltogordaite, IMA 2014-043. CNMNC
 Newsletter No. 22, October 2014, page 1243;
Mineralogical Magazine, **78**, 1241–1248.

IMA No. 2014-044

Whetherillite
 $\text{Na}_2\text{Mg}(\text{UO}_2)_2(\text{SO}_4)_4\cdot 18\text{H}_2\text{O}$
 Blue Lizard mine, Red Canyon, White Canyon
 District, San Juan County, Utah, USA
 (37°33'26"N, 110°17'44"W)
 Anthony R. Kampf*, Jakub Plášil, Anatoly V.
 Kasatkin and Joe Marty
 *E-mail: akampf@nhm.org
 New structure type
 Monoclinic: $P2_1/c$; structure determined
 $a = 20.367(1)$, $b = 6.8329(1)$, $c = 12.903(3)$ Å,
 $\beta = 107.879(10)^\circ$
 19.84(14), 9.74(100), 6.46(50), 6.01(48),
 5.41(40), 4.80(64), 3.202(47), 3.038(34)
 Cotype material is deposited in the collections
 of the Natural History Museum of Los Angeles
 County, 900 Exposition Boulevard, Los
 Angeles, CA 90007, USA, catalogue numbers
 64164 and 64172, and the Fersman
 Mineralogical Museum of the Russian Academy
 of Sciences, Moscow, Russia, registration
 number 4574/1
 How to cite: Kampf, A.R., Plášil, J., Kasatkin,
 A.V. and Marty, J. (2014) Whetherillite, IMA
 2014-044. CNMNC Newsletter No. 22, October
 2014, page 1243; *Mineralogical Magazine*, **78**,
 1241–1248.

IMA No. 2014-045

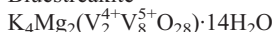
Coldwellite
 $\text{Pd}_3\text{Ag}_2\text{S}$
 Marathon deposit, Coldwell Complex, Ontario,
 Canada (48°48'7"N, 86°18'35"W)
 Andrew M. McDonald*, Louis J. Cabri, Chris J.
 Stanley, David J. Good, Jason Redpath and John
 Spratt
 *E-mail: amcdonald@laurentian.ca
 Known synthetic analogue
 Cubic: $P4_332$; structure determined
 $a = 7.2470(8)$ Å
 2.427(100), 2.302(38), 2.195(38), 1.4280(44),
 1.3519(13), 0.9433(12), 0.9294(24), 0.9208(20)
 Type material is deposited in the collections of the
 Canadian Museum of Nature, Ottawa, Ontario,
 Canada, catalogue number CMNMC 86876
 How to cite: McDonald, A.M., Cabri, L.J.,
 Stanley, C.J., Good, D.J., Redpath, J. and Spratt,
 J. (2014) Coldwellite, IMA 2014-045. CNMNC
 Newsletter No. 22, October 2014, page 1243;
Mineralogical Magazine, **78**, 1241–1248.

IMA No. 2014-046

Raisaite
 $\text{CuMg}[\text{Te}^{6+}\text{O}_4(\text{OH})_2]\cdot 6\text{H}_2\text{O}$
 Sentyabr'skoe deposit (Iirney ore district), 110
 km ESE of the town of Bilibino, Western
 Chukotka, North-Eastern Region, Russia
 (67°41'N, 168°52'E)
 Igor V. Pekov*, Evgeniy A. Vlasov, Natalia V.
 Zubkova, Vasilii O. Yapaskurt, Nikita V.
 Chukanov, Dmitry I. Belakovskiy, Inna S.
 Lykova, Andrey V. Apletalin, Andrey A.
 Zolotarev and Dmitry Y. Pushcharovsky
 *E-mail: igorpekov@mail.ru
 New structure type
 Monoclinic: $C2/c$; structure determined
 $a = 9.9078(2)$, $b = 10.1325(3)$, $c = 9.8375(2)$ Å,
 $\beta = 91.839(2)^\circ$
 7.088(100), 5.815(35), 5.690(23), 4.949(91),
 4.507(50), 3.533(17), 3.310(21), 2.694(29)
 Type material is deposited in the collections of
 the Fersman Mineralogical Museum of the
 Russian Academy of Sciences, Moscow, Russia,
 registration number 4575/1
 How to cite: Pekov, I.V., Vlasov, E.A.,
 Zubkova, N.V., Yapaskurt, V.O., Chukanov,
 N.V., Belakovskiy, D.I., Lykova, I.S., Apletalin,
 A.V., Zolotarev, A.A. and Pushcharovsky, D.Y.
 (2014) Raisaite, IMA 2014-046. CNMNC
 Newsletter No. 22, October 2014, page 1243;
Mineralogical Magazine, **78**, 1241–1248.

IMA No. 2014-047

Bluestreakite



Blue Streak mine, Bull Canyon, Montrose County, Colorado, USA (38°11'58"N, 108°50'24"W)

Anthony R. Kampf*, John M. Hughes, Joe Marty, Barbara P. Nash, Yu-Sheng Chen and Ian M. Steele

*E-mail: akampf@nhm.org

New structure type

Monoclinic: $P2_1/n$; structure determined

$a = 12.2383(7)$, $b = 10.3834(4)$, $c = 14.1945(6)$ Å, $\beta = 103.008(2)^\circ$

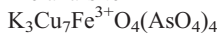
10.34(57), 8.27(100), 7.90(21), 3.162(14), 2.781(15), 2.266(16), 1.9814(22), 1.7354(15)

Cotype material is deposited in the collections of the Natural History Museum of Los Angeles County, 900 Exposition Boulevard, Los Angeles, CA 90007, USA, catalogue numbers 64174 and 64175

How to cite: Kampf, A.R., Hughes, J.M., Marty, J., Nash, B.P., Chen, Y.-S. and Steele, I.M. (2014) Bluestreakite, IMA 2014-047. CNMNC Newsletter No. 22, October 2014, page 1244; *Mineralogical Magazine*, **78**, 1241–1248.

IMA No. 2014-048

Melanarsite



Arsenatnaya fumarole, Second scoria cone of the Northern Breakthrough of the Great Tolbachik Fissure Eruption, Tolbachik volcano, Kamchatka Peninsula, Far-Eastern Region, Russia (55°41'N, 160°14'E, 1200 m asl)

Igor V. Pekov*, Natalia V. Zubkova, Vasilij O. Yapaskurt, Yury S. Polekhovskiy, Marina F. Vigasina, Dmitry I. Belakovskiy, Sergey N. Britvin, Evgeny G. Sidorov and Dmitry Y. Pushcharovskiy

*E-mail: igorpekov@mail.ru

New structure type

Monoclinic: $C2/c$; structure determined

$a = 11.4763(9)$, $b = 16.620(2)$, $c = 10.1322(8)$ Å, $\beta = 105.078(9)^\circ$

9.22(100), 7.59(35), 6.084(17), 4.595(26), 3.124(22), 2.763(20), 2.570(23), 2.473(16)

Type material is deposited in the collections of the Fersman Mineralogical Museum of the Russian Academy of Sciences, Moscow, Russia, registration number 4550/1

How to cite: Pekov, I.V., Zubkova, N.V., Yapaskurt, V.O., Polekhovskiy, Y.S., Vigasina,

M.F., Belakovskiy, D.I., Britvin, S.N., Sidorov, E.G. and Pushcharovskiy, D.Y. (2014)

Melanarsite, IMA 2014-048. CNMNC

Newsletter No. 22, October 2014, page 1244; *Mineralogical Magazine*, **78**, 1241–1248.

IMA No. 2014-049

Andreadiniite



Sant'Olga tunnel, Monte Arsiccio mine, Stazzema, Apuan Alps, Tuscany, Italy (43°58'N, 10°17'E)

Cristian Biagioni*, Yves Moëlo, Paolo Orlandi and Werner H. Paar

*E-mail: biagioni@dst.unipi.it

Lilianite homeotypic series

Monoclinic: $P2_1/c$; structure determined

$a = 19.0945(13)$, $b = 17.0255(11)$, $c = 12.9794(9)$ Å, $\beta = 90.029(1)^\circ$

3.719(ms), 3.406(s), 3.277(s), 2.885(s), 2.740(ms), 2.263(ms), 2.055(s), 1.788(s)

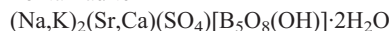
Type material is deposited in the collections of the Museo di Storia Naturale, Università di Pisa, Via Roma 79, Calci (Pisa), Italy, catalogue number 19688

How to cite: Biagioni, C., Moëlo, Y., Orlandi, P. and Paar, W.H. (2014) Andreadiniite, IMA 2014-049. CNMNC Newsletter No. 22, October 2014, page 1244; *Mineralogical Magazine*, **78**, 1241–1248.

NEW MINERAL PROPOSALS APPROVED IN SEPTEMBER 2014

IMA No. 2009-096a

Fontarnauite



Kütahya-Emet 2 and 188 boreholes, near the village of Doğanlar, Kütahya Province, Western Anatolia, Turkey

Mark A. Cooper, Frank C. Hawthorne, Javier Garcia-Veigas, Xavier Alcobé, Cahit Helvacı, Edward S. Grew* and Neil A. Ball

*E-mail: esgrew@maine.edu

New structure type

Monoclinic: $P2_1/c$; structure determined

$a = 6.458(2)$, $b = 22.299(7)$, $c = 8.571(2)$ Å, $\beta = 103.05(1)^\circ$

11.15(100), 3.395(8), 3.339(20), 3.199(30), 3.046(10), 3.025(7), 2.750(10), 2.400(8)

Type material is deposited in the collections of the Royal Ontario Museum, 100 Queens Park, Toronto, Ontario M5S 2C6, Canada, accession

number M56745

How to cite: Cooper, M.A., Hawthorne, F.C., Garcia-Veigas, J., Alcobé, X., Helvacı, C., Grew, E.S. and Ball, N.A. (2014) Fontarnauite, IMA 2009-096a. CNMNC Newsletter No. 22, October 2014, page 1244; *Mineralogical Magazine*, **78**, 1241–1248.

IMA No. 2014-050

Khvorovite

$(\text{Pb,Ba,K})_4\text{Ca}_2[\text{Si}_8\text{B}_2(\text{Si,B})_2\text{O}_{28}]\text{F}$

Darai-Pioz alkaline massif, Darai-Pioz River, Tajikistan (39°30'N, 70°40'E)

Leonid A. Pautov, Atali A. Agakhanov*, Elena Sokolova, Frank C. Hawthorne, Vladimir Y. Karpenko, Oleg I. Siidra, Viktor K. Garanin and Yassir A. Abdu

*E-mail: atali99@mail.ru

The Pb analogue of hyalotekite

Triclinic: $\bar{1}$; structure determined

$a = 11.354(2)$, $b = 10.960(2)$, $c = 10.271(2)$ Å,

$\alpha = 90.32(3)$, $\beta = 90.00(3)$, $\gamma = 90.00(3)^\circ$

7.86(100), 7.65(90), 7.55(90), 5.15(80),

4.31(80), 3.81(90), 3.55(90), 2.934(90)

Type material is deposited in the collections of the Fersman Mineralogical Museum of the Russian Academy of Science, Moscow, Russia, registration number 4573/1

How to cite: Pautov, L.A., Agakhanov, A.A., Sokolova, E., Hawthorne, F.H., Karpenko, V.Y., Siidra, O.I., Garanin, V.K. and Abdu, Y.A. (2014) Khvorovite, IMA 2014-050. CNMNC Newsletter No. 22, October 2014, page 1245; *Mineralogical Magazine*, **78**, 1241–1248.

IMA No. 2014-051

Ferri-kaersutite

$\text{NaCa}_2(\text{Mg}_3\text{Fe}^{3+}\text{Ti})(\text{Si}_6\text{Al}_2)\text{O}_{22}\text{O}_2$

Harrow Peaks, Victoria Land, Antarctica (74.02785°S, 164.47466°E, 335 m asl)

Silvia Gentili*, Cristian Biagioni, Paola Comodi, Marco Pasero, Catherine McCammon and Costanza Bonadiman

*E-mail: silvia.gentili@studenti.unipg.it

Amphibole supergroup

Monoclinic: $C2/m$; structure determined

$a = 9.8378(8)$, $b = 18.0562(9)$, $c = 5.3027(4)$ Å,

$\beta = 105.199(9)^\circ$

8.4(s), 3.379(ms), 3.266(m), 3.115(ms),

2.938(m), 2.707(s), 2.598(ms)

Type material is deposited in the collections of the Museo di Storia Naturale, Università di Pisa, Via Roma 79, Calci (Pisa), Italy, catalogue

number 19689

How to cite: Gentili, S., Biagioni, C., Comodi, P., Pasero, M., McCammon, C. and Bonadiman, C. (2014) Ferri-kaersutite, IMA 2014-051. CNMNC Newsletter No. 22, October 2014, page 1245; *Mineralogical Magazine*, **78**, 1241–1248.

IMA No. 2014-052

Bobshannonite

$\text{Na}_2\text{KBa}(\text{Mn,Na})_8(\text{Nb,Ti})_4(\text{Si}_2\text{O}_7)_4\text{O}_4(\text{OH})_4(\text{O,F})_2$

Poudrette quarry, Mount Saint-Hilaire, La Vallée-du-Richelieu RCM, Monterégie, Québec, Canada

Elena Sokolova, Fernando Cámara, Frank C. Hawthorne, László Horváth and Elsa Pfenninger-Horváth

*E-mail: elena_sokolova@umanitoba.ca

Closely related to perraultite

Triclinic: $C\bar{1}$; structure determined

$a = 10.839(6)$, $b = 13.912(8)$, $c = 20.98(1)$ Å,

$\alpha = 89.99(1)$, $\beta = 95.05(2)$, $\gamma = 89.998(9)^\circ$

10.493(25), 6.612(25), 3.477(60), 3.193(59),

2.873(100), 2.648(40), 2.608(35), 1.776(30)

Type material is deposited in the collections of the Canadian Museum of Nature, Ottawa, Canada, registration number CMNMC 86886

How to cite: Sokolova, E., Cámara, F., Hawthorne, F.C., Horváth, L. and Pfenninger-Horváth, E. (2014) Bobshannonite, IMA 2014-052. CNMNC Newsletter No. 22, October 2014, page 1245; *Mineralogical Magazine*, **78**, 1241–1248.

IMA No. 2014-053

Tewite

$\text{K}_2(\text{Te}_{1.5}\square_{0.5})_2\text{W}_5\text{O}_{19}$

Nanyang, Huaping County, Yunnan Province, China (101°27'13.86"E, 26°46'18.21"N)

Guowu Li*, Yuan Xue and Ming Xiong

*E-mail: liguowu@cugb.edu.cn

New structure type

Orthorhombic: *Pban*; structure determined

$a = 7.2585(4)$, $b = 25.8099(15)$, $c = 3.8177(2)$ Å

6.486(50), 5.590(25), 3.833(100), 3.621(30),

3.198(65), 2.454(50), 1.844(30), 1.574(55)

Type material is deposited in the collections of the Crystal Structure Laboratory, China University of Geosciences, Beijing 100083, Peoples' Republic of China, catalogue number NY-1W

How to cite: Li, G., Xue, Y. and Xiong, M. (2014) Tewite, IMA 2014-053. CNMNC Newsletter No. 22, October 2014, page 1245; *Mineralogical Magazine*, **78**, 1241–1248.

IMA No. 2014-054

Bunnoite



Kamo Mountain, Ino-cho, Kochi Prefecture, Japan

Daisuke Nishio-Hamane*, Koichi Momma,

Ritsuro Miyawaki and Tetsuo Minakawa

*E-mail: hamane@issp.u-tokyo.ac.jp

New structure type

Triclinic: $P\bar{1}$; structure determined $a = 7.521(5)$, $b = 10.008(8)$, $c = 12.048(2)$ Å, $\alpha = 70.46(5)$, $\beta = 84.05(6)$, $\gamma = 68.31(6)^\circ$

4.671(54), 3.334(92), 3.320(89), 2.712(70),

2.657(100), 2.635(43), 2.216(60), 2.180(48)

Type material is deposited in the collections of the National Museum of Nature and Science, Tsukuba, Japan, specimen number NSM-M44106

How to cite: Nishio-Hamane, D., Momma, K., Miyawaki, R. and Minakawa, T. (2014)

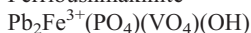
Bunnoite, IMA 2014-054. CNMNC Newsletter

No. 22, October 2014, page 1246;

Mineralogical Magazine, **78**, 1241–1248.

IMA No. 2014-055

Ferribushmakinite



Silver Coin mine, Valmy, Iron Point district, Humboldt County, Nevada, USA (40°55'44"N, 117°19'26"W)

Anthony R. Kampf*, Paul M. Adams, Barbara P. Nash and Joe Marty

*E-mail: akampf@nhm.org

Brackebuschite group

Monoclinic: $P2_1/m$; structure determined $a = 7.7719(10)$, $b = 5.9060(7)$, $c = 8.7929(12)$ Å, $\beta = 111.604(8)^\circ$

4.794(46), 3.245(84), 2.947(100), 2.743(49),

2.288(37), 1.853(27), 1.808(27), 1.720(28)

Type material is deposited in the collections of the Mineral Sciences Department, Natural History Museum of Los Angeles County, 900 Exposition Boulevard, Los Angeles, California 90007, USA, catalogue number 64512

How to cite: Kampf, A.R., Adams, P.M., Nash,

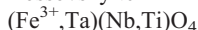
B.P. and Marty, J. (2014) Ferribushmakinite,

IMA 2014-055. CNMNC Newsletter No. 22,

October 2014, page 1246; *Mineralogical**Magazine*, **78**, 1241–1248.

IMA No. 2014-056

Rossovskyite



Bulgut pegmatite, Altai Mountains, Mongolia (46°36'57.3"N, 91°23'40.5"E)

Sergey I. Konovalevko, Sergey A. Ananyev, Nikita V. Chukanov*, Ramiza K. Rastsvetaeva,

Sergey M. Aksenov, Anna A. Baeva, Ramil Gainov, Oleg N. Lopatin and Tatiana S. Nebera

*E-mail: chukanov@icp.ac.ru

Related to ixiolite and wodginitite

Monoclinic: $P2/c$; structure determined $a = 4.668(1)$, $b = 5.659(1)$, $c = 5.061(1)$ Å, $\beta = 90.21(1)^\circ$

3.604(49), 2.938(100), 2.534(23), 2.476(29),

2.336(27), 1.718(26), 1.698(31), 1.440(21)

Type material is deposited in the collections of the Mineralogical Museum of the Tomsk State University, Tomsk, 634050 Russia, inventory number 20927

How to cite: Konovalevko, S.I., Ananyev, S.A., Chukanov, N.V., Rastsvetaeva, R.K., Aksenov,

S.M., Baeva, A.A., Gainov, R., Lopatin, O.N.

and Nebera, T.S. (2014) Rossovskyite, IMA

2014-056. CNMNC Newsletter No. 22, October

2014, page 1246; *Mineralogical Magazine*, **78**,

1241–1248.

IMA No. 2014-057

Shuvalovite



Arsenatnaya fumarole, Second scoria cone of the Northern Breakthrough of the Great Tolbachik Fissure Eruption, Tolbachik volcano, Kamchatka Peninsula, Far-Eastern Region, Russia (55°41'N, 160°14'E)

Igor V. Pekov*, Natalia V. Zubkova, Sergey N. Britvin, Nikita V. Chukanov, Vasiliy O.

Yapaskurt, Evgeny G. Sidorov and Dmitry Y.

Pushcharovsky

*E-mail: igorpekov@mail.ru

New structure type

Orthorhombic: $Pnma$; structure determined $a = 13.2383(4)$, $b = 10.3023(3)$, $c = 8.9909(4)$ Å

4.245(45), 3.963(62), 3.281(100), 3.210(30),

3.144(84), 3.112(67), 3.016(78), 2.785(52)

Type material is deposited in the collections of the Fersman Mineralogical Museum of the Russian Academy of Sciences, Moscow, Russia, registration number 4549/1

How to cite: Pekov, I.V., Zubkova, N.V.,

Britvin, S.N., Chukanov, N.V., Yapaskurt, V.O.,

Sidorov, E.G. and Pushcharovsky, D.Y. (2014)

Shuvalovite, IMA 2014-057. CNMNC

Newsletter No. 22, October 2014, page 1246;

Mineralogical Magazine, **78**, 1241–1248.

IMA No. 2014-058

Cryobostryxite

KZnCl₃·2H₂O

Northern fumarole field, First scoria cone of the Northern Breakthrough of the Great Tolbachik Fissure Eruption, Tolbachik volcano, Kamchatka Peninsula, Far-Eastern Region, Russia

Igor V. Pekov*, Natalia V. Zubkova, Sergey N. Britvin, Vasily O. Yapaskurt, Nikita V.

Chukanov, Inna S. Lykova, Evgeny G. Sidorov and Dmitry Y. Pushcharovsky

*E-mail: igorpekov@mail.ru

Known synthetic analogue

Monoclinic: $P2_1/c$; structure determined

$a = 6.2795(3)$, $b = 10.1397(3)$, $c = 12.0829(7)$ Å,
 $\beta = 107.732(5)^\circ$

7.62(30), 5.986(43), 5.766(35), 3.907(33),

3.466(20), 3.062(100), 2.996(24), 2.853(27)

Type material is deposited in the collections of the Fersman Mineralogical Museum of the Russian Academy of Sciences, Moscow, Russia, registration number 4576/1

How to cite: Pekov, I.V., Zubkova, N.V., Britvin, S.N., Yapaskurt, V.O., Chukanov, N.V., Lykova, I.S., Sidorov, E.G. and Pushcharovsky, D.Y. (2014) Cryobostryxite, IMA 2014-058.

CNMNC Newsletter No. 22, October 2014, page 1247; *Mineralogical Magazine*, **78**, 1241–1248.

IMA No. 2014-059

Packratite

Ca₁₁(As³⁺V⁵⁺V⁴⁺As₆⁵⁺O₅₁)₂·83H₂O

Packrat mine, near Gateway, Mesa County, Colorado, USA (38°38'51.28"N, 109°02'49.77"W)

Anthony R. Kampf*, John M. Hughes, Joe Marty and Barbara P. Nash

*E-mail: akampf@nhm.org

New structure type

Triclinic: $P\bar{1}$; structure determined

$a = 18.0572(4)$, $b = 19.4126(4)$, $c = 24.0586(17)$ Å,
 $\alpha = 87.364(6)$, $\beta = 86.266(6)$, $\gamma = 79.267(6)^\circ$

14.50(49), 12.13(49), 10.53(100), 7.45(20),

6.61(16), 2.939(22), 2.846(19), 2.732(22)

Type material is deposited in the collections of the Natural History Museum of Los Angeles County, Los Angeles, California, USA, catalogue numbers 64513 and 64514

How to cite: Kampf, A.R., Hughes, J.M., Marty, J. and Nash, B.P. (2014) Packratite, IMA 2014-059. CNMNC Newsletter No. 22, October 2014, page 1247; *Mineralogical Magazine*, **78**, 1241–1248.

IMA No. 2014-060

Bussyite-(Y)

(Y,REE,Ca)₃(Na,Ca)₆MnSi₈Be₆(O,F,OH)₃₄

Poudrette quarry (level 7), Mont Saint-Hilaire, Rouville County, Quebec, Canada

Joel D. Grice*, Ralph Rowe and Glenn Poirier

*E-mail: jgrice@mus-nature.ca

The Y analogue of bussyite-(Ce)

Monoclinic: $C2$; structure determined

$a = 11.600(3)$, $b = 13.856(3)$, $c = 16.516(4)$ Å,
 $\beta = 95.84(1)^\circ$

8.049(100), 3.529(38), 3.155(23), 2.940(35),

2.840(50), 2.736(30), 2.651(38), 2.629(30)

Type material is deposited in the collections of the Canadian Museum of Nature, Ottawa, Ontario, Canada, catalogue number CMNMC 86870

How to cite: Grice, J.D., Rowe, R. and Poirier, G. (2014) Bussyite-(Y), IMA 2014-060. CNMNC Newsletter No. 22, October 2014, page 1247; *Mineralogical Magazine*, **78**, 1241–1248.

**NOMENCLATURE PROPOSAL APPROVED
IN AUGUST 2014****IMA 14-F: Laueite supergroup**

The laueite supergroup has been formalized.

Minerals of the supergroup have the generic formula $M1^{2+}M2^{3+}M3^{3+}(XO_4)_2(OH)_2 \cdot 8H_2O$, where $M1 = Fe^{2+}$, Mg^{2+} , Mn^{2+} , $M^{3+} = Al^{3+}$ or Fe^{3+} ; and $XO_4 = PO_4$ or AsO_4 . The supergroup is divided into the laueite group (phosphates – currently seven minerals) and the maghrebite group (arsenates – currently two minerals).

**NOMENCLATURE PROPOSALS APPROVED
IN SEPTEMBER 2014****IMA 14-D: Thalénite-(Y)**

Thalénite-(Y) is redefined as a F-dominant species with ideal composition $Y_3Si_3O_{10}F$. The name “fluorthalénite-(Y)” is consequently discredited.

IMA 14-G: Clino-ferri-holmquistite

Proposal 14-G is accepted, and clino-ferri-holmquistite is officially approved as

${}^A\Box{}^B Li_2 {}^C (Mg_3 Fe_2^{3+}) Si_8 O_{22} (OH)_2$. Such compositions were originally described as “ferri-ottoliniite”, but discarded in the latest report on amphibole nomenclature and classification [Hawthorne *et al.*, *American Mineralogist*, **97**, 2031–2048 (2012)].

REVISED CHEMICAL FORMULA

A paper on the mineral nafertisite has been published recently [*European Journal of Mineralogy*, **26**, 689–700 (2014)] in which the ideal chemical formula of the mineral is given as $\text{Na}_3\text{Fe}_{10}^{2+}\text{Ti}_2(\text{Si}_6\text{O}_{17})_2\text{O}_2(\text{OH})_6\text{F}(\text{H}_2\text{O})_2$. In this formula, F is now a major element, while it was absent in the previously accepted formula of nafertisite. These data were examined carefully by the CNMNC officers and were considered reliable. Accordingly it was agreed to modify the formula of nafertisite in the official IMA List of Minerals.

REVISED NAME AND END-MEMBER FORMULA

The new mineral IMA No. 1998-046 was approved under the name obertiite. In the original description of the new mineral obertiite [Hawthorne *et al.*, *American Mineralogist*, **85**, 236–241 (2000)] its end-member formula was given as $\text{NaNa}_2(\text{Mg}_3\text{Fe}^{3+}\text{Ti}^{4+})\text{Si}_8\text{O}_{22}\text{O}_2$. After the approval of the report of the amphibole subcommittee [Hawthorne *et al.*, *American Mineralogist*, **97**, 2031–2048 (2012)] the mineral was renamed ferri-obertiite, based on the rule that the rootname without prefix is for the Al-dominant end-member. A careful look at the chemical analyses on holotype material revealed that IMA 1998-046 has $\text{Mn}^{3+} > \text{Fe}^{3+}$. Therefore the CNMNC officers decided to rename it as **mangani-obertiite**, with end-member formula $\text{NaNa}_2(\text{Mg}_3\text{Mn}^{3+}\text{Ti}^{4+})\text{Si}_8\text{O}_{22}\text{O}_2$.