

IMA Commission on New Minerals, Nomenclature and Classification (CNMNC)

NEWSLETTER 21

New minerals and nomenclature modifications approved in 2014

P. A. WILLIAMS¹ (Chairman, CNMNC), F. HATERT² (Vice-Chairman, CNMNC), M. PASERO³ (Vice-Chairman, CNMNC) AND S. J. MILLS⁴ (Secretary, CNMNC)

¹ School of Science and Health, University of Western Sydney, Locked Bag 1797, Penrith, NSW 2751, Australia – p.williams@uws.edu.au

² Laboratoire de Minéralogie, Université de Liège, B-4000 Liège, Belgium – fhatert@ulg.ac.be

³ Dipartimento di Scienze della Terra, Università degli Studi di Pisa, Via Santa Maria 53, I-56126 Pisa, Italy – marco.pasero@unipi.it

⁴ Geosciences, Museum Victoria, PO Box 666, Melbourne, Victoria 3001, Australia – smills@museum.vic.gov.au

The information given here is provided by the IMA Commission on New Minerals, Nomenclature and Classification for comparative purposes and as a service to mineralogists working on new species.

Each mineral is described in the following format:

Mineral name, if the authors agree on its release prior to the full description appearing in press

Chemical formula

Type locality

Full authorship of proposal

E-mail address of corresponding author

Relationship to other minerals

Crystal system, Space group; Structure determined, yes or no

Unit-cell parameters

Strongest lines in the X-ray powder diffraction pattern

Type specimen repository and specimen number

Citation details for the mineral prior to publication of full description

Citation details concern the fact that this information will be published in the *Mineralogical Magazine* on a routine basis, as well as being added month by month to the Commission's web site.

It is still a requirement for the authors to publish a full description of the new mineral.

NO OTHER INFORMATION WILL BE RELEASED BY THE COMMISSION

**NEW MINERAL PROPOSALS APPROVED IN
JUNE 2014****IMA No. 2014-014**

Zincomenite

ZnSeO₃

Northern fumarole field, First scoria cone of the Northern Breakthrough of the Great Tolbachik Fissure Eruption, Tolbachik volcano, Kamchatka Peninsula, Far-Eastern Region, Russia (55°41'N, 160°14'E, 1200 m asl)

Igor V. Pekov*, Vasilij O. Yapaskurt, Sergey N. Britvin, Nikita V. Chukanov and Evgeny G. Sidorov

*E-mail: igorpekov@mail.ru

Known synthetic analogue

Orthorhombic: *Pbca*

$a = 7.199(1)$, $b = 6.238(1)$, $c = 12.006(2)$ Å
4.612(26), 3.601(77), 3.119(48), 3.048(38),
3.014(100), 2.996(56), 2.459(23), 2.311(20)

Type material is deposited in the collections of the Fersman Mineralogical Museum of the Russian Academy of Sciences, Moscow, Russia, registration number 4538/1

How to cite: Pekov, I.V., Yapaskurt, V.O., Britvin, S.N., Chukanov, N.V. and Sidorov, E.G. (2014) Zincomenite, IMA 2014-014. CNMNC Newsletter No. 21, August 2014, page 798; *Mineralogical Magazine*, **78**, 797–804.

IMA No. 2014-015

Pharmazincite

KZnAsO₄

Arsenatnaya fumarole, Second scoria cone of the Northern Breakthrough of the Great Tolbachik Fissure Eruption, Tolbachik volcano, Kamchatka Peninsula, Far-Eastern Region, Russia (55°41'N, 160°14'E, 1200 m asl)

Igor V. Pekov*, Vasilij O. Yapaskurt, Dmitry I. Belakovskiy, Marina F. Vidasina, Natalia V. Zubkova and Evgeny G. Sidorov

*E-mail: igorpekov@mail.ru

Known synthetic analogue

Hexagonal: *P6₃*

$a = 18.501(4)$, $c = 8.7114(9)$ Å
6.36(28), 4.64(45), 4.35(48), 3.260(36),
3.179(100), 2.770(26), 2.676(77), 2.278(15)

Type material is deposited in the collections of the Fersman Mineralogical Museum of the Russian Academy of Sciences, Moscow, Russia, registration number 4539/1

How to cite: Pekov, I.V., Yapaskurt, V.O.,

Belakovskiy, D.I., Vidasina, M.F., Zubkova, N.V. and Sidorov, E.G. (2014) Pharmazincite, IMA 2014-015. CNMNC Newsletter No. 21, August 2014, page 798; *Mineralogical Magazine*, **78**, 797–804.

IMA No. 2014-016

Shilovite

Cu(NH₃)₄(NO₃)₂

Pabellón de Pica Mountain, Chanabaya, Iquique Province, Tarapacá Region, Chile (20°55'S, 70°08'W)

Nikita V. Chukanov*, Sergey N. Britvin, Gerhard Möhn, Igor V. Pekov, Natalia V. Zubkova, Fabrizio Nestola, Anatoly V. Kasatkin and Maurizio Dini

*E-mail: nikhchukanov@yandex.ru

Known synthetic analogue

Orthorhombic: *Pmm2*; structure determined

$a = 23.6585(9)$, $b = 10.8238(4)$, $c = 6.9054(3)$ Å
5.931(41), 5.841(100), 5.208(47), 4.162(88),
4.005(62), 3.462(50), 3.207(32), 2.881(40)

Type material is deposited in the collections of the Fersman Mineralogical Museum of the Russian Academy of Sciences, Moscow, Russia, registration number 4542/1

How to cite: Chukanov, N.V., Britvin, S.N., Möhn, G., Pekov, I.V., Zubkova, N.V., Nestola, F., Kasatkin, A.V. and Dini, M. (2014) Shilovite, IMA 2014-016. CNMNC Newsletter No. 21, August 2014, page 798; *Mineralogical Magazine*, **78**, 797–804.

IMA No. 2014-017

Bridgmanite

MgSiO₃

Tenham L6 chondrite (which fell near the Tenham Station, western Queensland, Australia)

Oliver Tschauner* and Chi Ma

*E-mail: olivert@physics.unlv.edu

Perovskite structure type

Orthorhombic: *Pnma*; structure determined

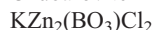
$a = 5.02(3)$, $b = 6.90(3)$, $c = 4.81(2)$ Å
2.456(100), 2.175(34), 2.081(37), 2.075(34),
1.924(37), 1.743(52), 1.444(41), 1.400(76)

Type material is deposited in the collections of the Smithsonian Institution's National Museum of Natural History, Washington DC, USA, registration number USNM 7703

How to cite: Tschauner, O. and Ma, C. (2014) Bridgmanite, IMA 2014-017. CNMNC Newsletter No. 21, August 2014, page 798; *Mineralogical Magazine*, **78**, 797–804.

IMA No. 2014-018

Chubarovite



Arsenatnaya fumarole, Second scoria cone of the Northern Breakthrough of the Great Tolbachik Fissure Eruption, Tolbachik volcano, Kamchatka Peninsula, Far-Eastern Region, Russia (55°41'N, 160°14'E, 1200 m asl) Igor V. Pekov*, Natalia V. Zubkova, Leonid A. Pautov, Vasily O. Yapaskurt, Nikita V. Chukanov, Inna S. Lykova, Sergey N. Britvin, Evgeny G. Sidorov and Dmitry Y. Pushcharovsky

*E-mail: igorpekov@mail.ru

New structure type

Trigonal: $R\bar{3}2$; structure determined

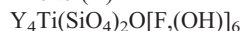
$a = 4.9431(4)$, $c = 26.346(2)$ Å
8.79(100), 4.394(43), 4.225(25), 4.074(91), 3.590(90), 3.324(30), 2.470(67), 2.245(25)

Type material is deposited in the collections of the Fersman Mineralogical Museum of the Russian Academy of Sciences, Moscow, Russia, registration number 4541/1

How to cite: Pekov, I.V., Zubkova, N.V., Pautov, L.A., Yapaskurt, V.O., Chukanov, N.V., Lykova, I.S., Britvin, S.N., Sidorov, E.G. and Pushcharovsky, D.Y. (2014) Chubarovite, IMA 2014-018. CNMNC Newsletter No. 21, August 2014, page 799; *Mineralogical Magazine*, **78**, 797–804.

IMA No. 2014-020

Mieite-(Y)



Souri Valley, Komono, Mie Prefecture, Japan (35°0'35"N, 136°27'33"E)

Ritsuro Miyawaki*, Satoshi Matsubara, Kazumi Yokoyama, Masako Shigeoka, Koichi Momma and Sadaoki Yamamoto

*E-mail: miyawaki@kahaku.go.jp

New structure type

Orthorhombic: $Cmcm$; structure determined

$a = 14.942(2)$, $b = 10.633(2)$, $c = 7.0365(8)$ Å
5.46(60), 4.26(70), 3.76(90), 3.54(80), 3.48(80), 2.68(100), 2.43(50), 2.16(80)

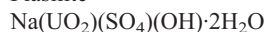
Type material is deposited in the collections of the National Museum of Nature and Science, Amakubo, Tsukuba, Ibaraki, Japan, registration number NSM-M43627

How to cite: Miyawaki, R., Matsubara, S., Yokoyama, K., Shigeoka, M., Momma, K. and Yamamoto, S. (2014) Mieite-(Y), IMA 2014-020. CNMNC Newsletter No. 21, August 2014,

page 799; *Mineralogical Magazine*, **78**, 797–804.

IMA No. 2014-021

Plášilite



Blue Lizard Mine, Red Canyon, White Canyon District, San Juan County, Utah, USA (37°33'26"N, 110°17'44"W)

Anthony R. Kampf*, Anatoly V. Kasatkin, Jiří Čejka and Joe Marty

*E-mail: akampf@nhm.org

New structure type

Monoclinic: $P2_1/c$; structure determined

$a = 8.7122(6)$, $b = 13.8368(4)$, $c = 7.0465(2)$ Å,
 $\beta = 112.126(8)^\circ$

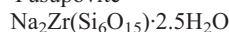
6.90(100), 5.85(99), 4.024(57), 3.492(82), 3.136(40), 2.690(25), 2.618(34), 1.9212(30)

Cotype material is deposited in the collections of the Natural History Museum of Los Angeles County, 900 Exposition Boulevard, Los Angeles, CA 90007, USA, catalogue numbers 64126, 64127, 64128, 64129 and 64130, and the Fersman Mineralogical Museum of the Russian Academy of Sciences, Moscow, Russia, registration number 4548/1

How to cite: Kampf, A.R., Kasatkin, A.V., Čejka, J. and Marty, J. (2014) Plášilite, IMA 2014-021. CNMNC Newsletter No. 21, August 2014, page 799; *Mineralogical Magazine*, **78**, 797–804.

IMA No. 2014-022

Yusupovite



Darai-Pioz Glacier, Alai Range, Tien Shan Mtn, Region of Republican Subordination, Tajikistan (39°30'N, 70°40'E)

Atali A. Agakhanov*, Leonid A. Pautov, Vladimir Y. Karpenko, Elena Sokolova, Frank C. Hawthorne, Igor V. Pekov and Oleg I. Siidra

*E-mail: atali99@mail.ru

A dimorph of elpidite

Monoclinic: $C2/m$; structure determined

$a = 14.5975(4)$, $b = 14.1100(4)$, $c = 14.4394(4)$ Å,
 $\beta = 90.0399(4)^\circ$

7.05(100), 6.51(42), 5.13(53), 4.78(19), 3.24(96), 3.17(34), 3.10(69), 2.941(27)

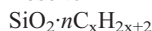
Type material is deposited in the collections of the Fersman Mineralogical Museum of the Russian Academy of Sciences, Moscow, Russia, registration number 4543/1

How to cite: Agakhanov, A.A., Pautov, L.A.,

Karpenko, V.Y., Sokolova, E., Hawthorne, F.C., Pekov, I.V. and Siidra, O.I. (2014) Yusupovite, IMA 2014-022. CNMNC Newsletter No. 21, August 2014, page 799; *Mineralogical Magazine*, **78**, 797–804.

IMA No. 2014-023

Bosoite



Arakawa, Minami-boso City, Chiba Prefecture, Japan

Koichi Momma*, Takuji Ikeda, Toshiro Nagase, Takahiro Kuribayashi, Chibune Honma, Katsumi Nishikubo, Naoki Takahashi, Masayuki Takada, Yoshitaka Matsushita, Ritsuro Miyawaki and Satoshi Matsubara

*E-mail: k-momma@kahaku.go.jp

Known synthetic analogue

Hexagonal: $P6/mmm$; structure determined

$a = 13.9020(3)$, $c = 11.2802(2)$ Å

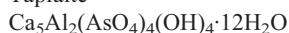
5.907(30), 5.301(100), 5.100(33), 3.773(44), 3.535(62), 3.331(38)

Type material is deposited in the collections of the National Museum of Nature and Science, Amakubo, Tsukuba, Ibaraki, Japan, registered number NMS-M43775, and the Tohoku University Museum, Aoba, Sendai, Japan, mineral collection specimen A-153

How to cite: Momma, K., Ikeda, T., Nagase, T., Kuribayashi, T., Honma, C., Nishikubo, K., Takahashi, N., Takada, M., Matsushita, Y., Miyawaki, R. and Matsubara, S. (2014) Bosoite, IMA 2014-023. CNMNC Newsletter No. 21, August 2014, page 800; *Mineralogical Magazine*, **78**, 797–804.

IMA No. 2014-024

Tapiaite



Jote mine, Pampa Larga district, Tierra Amarilla, Copiapó Province, Atacama Region, Chile

Anthony R. Kampf*, Stuart J. Mills, Barbara Nash, Maurizio Dini and Arturo A. Molina Donoso

*E-mail: akampf@nhm.org

New structure type

Monoclinic: $P2_1/n$; structure determined

$a = 16.016(1)$, $b = 5.7781(3)$, $c = 16.341(1)$ Å,
 $\beta = 116.704(8)^\circ$

13.91(100), 7.23(17), 5.39(22), 4.64(33), 3.952(42), 3.290(35), 2.823(39), 2.753(15)

Cotype material is deposited in the collections

of the Natural History Museum of Los Angeles County, Los Angeles, California, USA, catalogue numbers 63594, 64123, 64124 and 64125
How to cite: Kampf, A.R., Mills, S.J., Nash, B., Dini, M. and Molina Donoso, A.A. (2014) Tapiaite, IMA 2014-024. CNMNC Newsletter No. 21, August 2014, page 800; *Mineralogical Magazine*, **78**, 797–804.

IMA No. 2014-025

Katiarsite



Arsenatnaya fumarole, Second scoria cone of the Northern Breakthrough of the Great Tolbachik Fissure Eruption, Tolbachik volcano, Kamchatka Peninsula, Far-Eastern Region, Russia (55°41'N, 160°14'E, 1200 m asl)
Igor V. Pekov*, Vasilii O. Yapaskurt, Sergey N. Britvin, Natalia V. Zubkova, Marina F. Vigasina and Evgeny G. Sidorov

*E-mail: igorpekov@mail.ru

Known synthetic analogue

Orthorhombic: $Pna2_1$

$a = 13.174(4)$, $b = 6.5635(10)$, $c = 10.805(2)$ Å
5.91(17), 5.62(74), 4.18(19), 3.633(15), 3.157(66), 2.826(100), 2.809(96), 2.704(19)

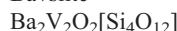
Type material is deposited in the collections of the Fersman Mineralogical Museum of the Russian Academy of Sciences, Moscow, Russia, registration number 4540/1

How to cite: Pekov, I.V., Yapaskurt, V.O., Britvin, S.N., Zubkova, N.V., Vigasina, M.F. and Sidorov, E.G. (2014) Katiarsite, IMA 2014-025. CNMNC Newsletter No. 21, August 2014, page 800; *Mineralogical Magazine*, **78**, 797–804.

NEW MINERAL PROPOSALS APPROVED IN JULY 2014

IMA No. 2014-019

Bavsiite



Gunn claim, Wilson Lake, Itsi Mountains, Watson Lake Mining District, Yukon Territory, Canada (130°0'51"W, 62°50'50"N)
Hans-Peter Bojar* and Franz Walter

*E-mail: hans-peter.bojar@museum-joanneum.at

A dimorph of suzukiite

Tetragonal: $I4/m$; structure determined

$a = 7.051(1)$, $c = 11.470(1)$ Å

3.763(30), 3.361(44), 3.004(100), 2.493(43),

2.486(67), 2.286(24), 1.785(39), 1.763(25)
Type material is deposited in the mineralogical collection of the Universalmuseum Joanneum, Weinzöttlstraße 16, A-8045 Graz, Austria, catalogue number 85.282
How to cite: Bojar, H.-P. and Walter, F. (2014) Bavsitite, IMA 2014-019. CNMNC Newsletter No. 21, August 2014, page 800; *Mineralogical Magazine*, **78**, 797–804.

IMA No. 2014-026

Znamenskyite
 $\text{Pb}_4\text{In}_2\text{Bi}_4\text{S}_{13}$
Kudriavy Volcano, Iturup Island, Kurile Islands, Russia (45°23'02"N, 148°48'47"E)
Ilya V. Chaplygin*, Nadezhda N. Mozgova, Igor A. Bryzgalov, Dmitriy I. Belakovskiy, Natalie V. Pervukhina, Stanislav V. Borisov and Svetlana A. Magarill
*E-mail: ichap@igem.ru
Known synthetic analogue
Orthorhombic: *Pbam*; structure determined
 $a = 21.331(4)$, $b = 26.435(5)$, $c = 4.006(1)$ Å
3.98(70), 3.56(60), 3.37(80), 3.239(40), 2.936(40), 2.743(100), 2.008(50), 1.719(30)
Type material is deposited in the collections of the Fersman Mineralogical Museum of the Russian Academy of Science, Moscow, Russia, registration number 4558/1
How to cite: Chaplygin, I.V., Mozgova, N.N., Bryzgalov, I.A. Belakovskiy, D.I., Pervukhina, N.V., Borisov, S.V. and Magarill, S.A. (2014) Znamenskyite, IMA 2014-026. CNMNC Newsletter No. 21, August 2014, page 801; *Mineralogical Magazine*, **78**, 797–804.

IMA No. 2014-027

Antipinite
 $\text{KNa}_3\text{Cu}_2(\text{C}_2\text{O}_4)_4$
Pabellón de Pica Mountain, 1.5 km south of Chanabaya village, Iquique Province, Tarapacá Region, Chile (20°55'S, 70°08'W)
Nikita V. Chukanov*, Sergey M. Aksenov, Ramiza K. Rastsvetaeva, Konstantin A. Lysenko, Dmitriy I. Belakovskiy, Gunnar Färber and Konstantin V. Van
*E-mail: nikchukanov@yandex.ru
New structure type
Triclinic: *P1̄*; structure determined
 $a = 7.1574(5)$, $b = 10.7099(8)$, $c = 11.1320(8)$ Å,
 $\alpha = 113.093(1)$, $\beta = 101.294(1)$, $\gamma = 90.335(1)^\circ$
5.22(40), 3.47(100), 3.39(80), 3.01(30), 2.86(30), 2.543(40), 2.481(30), 2.315(30)

Type material is deposited in the mineralogical collections of the Technische Universität, Bergakademie Freiberg, Germany, inventory number 83870
How to cite: Chukanov, N.V., Aksenov, S.M., Rastsvetaeva, R.K., Lysenko, K.A., Belakovskiy, D.I., Färber, G. and Van, K.V. (2014) Antipinite, IMA 2014-027. CNMNC Newsletter No. 21, August 2014, page 801; *Mineralogical Magazine*, **78**, 797–804.

IMA No. 2014-028

Adrianite
 $\text{Ca}_{12}(\text{Al}_4\text{Mg}_3\text{Si}_7)\text{O}_{32}\text{Cl}_6$
Allende CV3 meteorite (which fell near Pueblito de Allende, Chihuahua, Mexico)
Chi Ma* and Alexander N. Krot
*E-mail: chi@gps.caltech.edu
Wadalite group
Cubic: $I\bar{4}3d$
 $a = 11.981$ Å
4.891(14), 2.995(32), 2.679(100), 2.446(36), 2.187(14), 1.729(14), 1.661(28), 1.601(28)
Type material is deposited in the G.J. Wasserburg Meteorite Collection of Division of Geological and Planetary Sciences, California Institute of Technology, Pasadena, California 91125, USA, section MQM803
How to cite: Ma, C. and Krot, A.N. (2014) Adrianite, IMA 2014-028. CNMNC Newsletter No. 21, August 2014, page 801; *Mineralogical Magazine*, **78**, 797–804.

IMA No. 2014-029

Cortesognoite
 $\text{CaV}_2\text{Si}_2\text{O}_7(\text{OH})_2 \cdot \text{H}_2\text{O}$
Molinello manganese mine, Graveglia valley, Northern Apennines, Liguria, Italy (44°20'43"N, 9°27'32"E)
Chi Ma*, Cristina Carbone and Donato Belmonte
*E-mail: chi@gps.caltech.edu
The V analogue of lawsonite
Orthorhombic: *Cmcm*
 $a = 5.847$, $b = 8.790$, $c = 13.128$ Å
6.564(96), 3.652(99), 2.721(90), 2.671(72), 2.630(100), 2.620(52), 2.434(55), 1.549(80)
Type material is deposited in the collections of the Dipartimento di Scienze della Terra, Ambiente e Vita (DISTAV) of the Università di Genova, Genova, Italy, registration number MO482
How to cite: Ma, C., Carbone, C. and Belmonte,

D. (2014) Cortesognoite, IMA 2014-029. CNMNC Newsletter No. 21, August 2014, page 801; *Mineralogical Magazine*, **78**, 797–804.

IMA No. 2014-030

Bobcookite
 $\text{NaAl}(\text{UO}_2)_2(\text{SO}_4)_4 \cdot 18\text{H}_2\text{O}$
 Blue Lizard Mine, Red Canyon, White Canyon District, San Juan County, Utah, USA (37°33'26"N, 110°17'44"W)
 Anthony R. Kampf*, Jakub Plášil, Anatoly V. Kasatkin and Joe Marty
 *E-mail: akampf@nhm.org
 New structure type
 Triclinic: $P\bar{1}$; structure determined
 $a = 7.7912(2)$, $b = 10.5491(3)$, $c = 11.2451(8)$ Å,
 $\alpha = 68.961(5)$, $\beta = 70.909(5)$, $\gamma = 87.139(6)^\circ$
 9.82(100), 7.14(99), 6.33(55), 5.99(39), 5.25(83), 3.563(52), 3.441(49), 3.082(57)
 Type material is deposited in the mineralogical collections of the Natural History Museum of Los Angeles County, 900 Exposition Boulevard, Los Angeles, CA 90007, USA, catalogue number 64164, and the Fersman Mineralogical Museum of the Russian Academy of Sciences, Moscow, Russia, registration number 4560/1
 How to cite: Kampf, A.R., Plášil, J., Kasatkin, A.V. and Marty, J. (2014) Bobcookite, IMA 2014-030. CNMNC Newsletter No. 21, August 2014, page 802; *Mineralogical Magazine*, **78**, 797–804.

IMA No. 2014-031

Vanarsite
 $\text{NaCa}_{12}(\text{As}^{3+}\text{V}_{8.5}^{5+}\text{V}_{3.5}^{4+}\text{As}_6^{5+}\text{O}_{51})_2 \cdot 78\text{H}_2\text{O}$
 Packrat mine, near Gateway, Mesa County, Colorado, USA (38°38'51.28"N, 109°02'49.77"W)
 Anthony R. Kampf*, John M. Hughes, Joe Marty and Barbara P. Nash
 *E-mail: akampf@nhm.org
 New structure type
 Monoclinic: $P2_1/c$; structure determined
 $a = 25.8902(8)$, $b = 10.9468(3)$, $c = 28.2980(8)$ Å,
 $\beta = 102.252(1)^\circ$
 13.1(100), 10.0(98), 9.3(63), 7.87(56), 4.44(31), 3.339(33), 2.962(32), 2.772(30)
 Type material is deposited in the mineralogical collections of the Natural History Museum of Los Angeles County, Los Angeles, California, USA, catalogue numbers 64149 and 64150
 How to cite: Kampf, A.R., Hughes, J.M., Marty,

J. and Nash, B.P. (2014) Vanarsite, IMA 2014-031. CNMNC Newsletter No. 21, August 2014, page 802; *Mineralogical Magazine*, **78**, 797–804.

IMA No. 2014-032

Dzierżanowskite
 CaCu_2S_2
 Near Nabi Musa, Judean Desert, West Bank, Palestinian Autonomy, Israel (31°46'N, 35°26'E)
 Irina O. Galuskina*, Evgeny V. Galuskin, Krystian Prusik, Yevgeny Vapnik, Lidia Ježak and Mikhail Murashko
 *E-mail: irina.galuskina@us.edu.pl
 Known synthetic analogue
 Trigonal: $P\bar{3}m1$
 $a = 3.9400(4)$, $c = 6.523(1)$ Å
 6.523(32), 3.412(27), 3.023(98), 2.358(100), 1.970(89), 1.834(48), 1.512(22), 1.460(21)
 Type material is deposited in the collections of the Mineralogical Museum, University of Wrocław (Muzeum Mineralogiczne Uniwersytetu Wrocławskiego), Cybuleckiego 30, 50-205 Wrocław, Poland, catalogue number MMUWr II-20464
 How to cite: Galuskina, I.O., Galuskin, E.V., Prusik, K., Vapnik, Y., Ježak, L. and Murashko, M. (2014) Dzierżanowskite, IMA 2014-032. CNMNC Newsletter No. 21, August 2014, page 802; *Mineralogical Magazine*, **78**, 797–804.

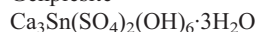
IMA No. 2014-033

Khesinite
 $\text{Ca}_4(\text{Mg}_3\text{Fe}^{3+})\text{O}_4(\text{Fe}^{3+}\text{Si}_3)\text{O}_{36}$
 Gurim anticline, near Arad City, Negev Desert, Israel (31°09'N, 35°17'E)
 Irina O. Galuskina*, Evgeny V. Galuskin, Anna S. Pakhomova, Remo Widmer, Thomas Armbruster, Biljana Lazic, Edward S. Grew, Yevgeny Vapnik, Piotr Dzierżanowski and Mikhail Murashko
 *E-mail: irina.galuskina@us.edu.pl
 Sapphirine supergroup
 Triclinic: $P\bar{1}$; structure determined
 $a = 10.5363(1)$, $b = 10.9242(2)$, $c = 9.0612(1)$ Å,
 $\alpha = 106.340(1)$, $\beta = 95.765(1)$, $\gamma = 124.373(1)^\circ$
 7.575(56), 2.995(53), 2.994(56), 2.728(60), 2.727(60), 2.590(100), 2.587(80), 2.586(81)
 Type material is deposited in the collections of the Museum of Natural History in Bern, Bernstrasse 5, CH-3005 Bern, Switzerland, catalogue number NMBE 4717

How to cite: Galuskina, I.O., Galuskin, E.V., Pakhomova, A.S., Widmer, R., Armbruster, T., Lazic, B., Grew, E.S., Vapnik, Y., Dzierzanowski, P. and Murashko, M. (2014) Khesinite, IMA 2014-033. CNMNC Newsletter No. 21, August 2014, page 802; *Mineralogical Magazine*, **78**, 797–804.

IMA No. 2014-034

Genplesite



No. 1 shaft, Oktyabr'sky mine, Talnakh, Norilsk area, Krasnoyarsk Krai, Siberia, Russia (69°55'N, 88°32'E)

Igor V. Pekov*, Evgeny V. Sereda, Natalia V. Zubkova, Vasily O. Yapaskurt, Nikita V. Chukanov, Sergey N. Britvin, Inna S. Lykova and Dmitry Y. Pushcharovsky

*E-mail: igorpekov@mail.ru

Fleischerite group

Hexagonal: $P6_3/mmc$; structure determined

$a = 8.5139(2)$, $c = 11.1408(3)$ Å

7.38(68), 4.259(46), 3.503(15), 3.383(100),

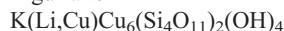
2.616(13), 2.493(14), 2.249(14), 2.130(17)

Type material is deposited in the collections of the Fersman Mineralogical Museum of the Russian Academy of Sciences, Moscow, Russia, registration number 4566/1

How to cite: Pekov, I.V., Sereda, E.V., Zubkova, N.V., Yapaskurt, V.O., Chukanov, N.V., Britvin, S.N., Lykova, I.S. and Pushcharovsky, D.Y. (2014) Genplesite, IMA 2014-034. CNMNC Newsletter No. 21, August 2014, page 803; *Mineralogical Magazine*, **78**, 797–804.

IMA No. 2014-035

Liguriaite



Cerchiara mine, Borghetto Vara, Vara Valley, Liguria, Italy (44°11'58"N, 9°42'1"E)

Uwe Kolitsch*, Cristina Carbone, Donato Belmonte, Roberto Cabella and Marco E. Ciriotti

*E-mail: uwe.kolitsch@nhm-wien.ac.at

A dimorph of lavinskyite

Monoclinic: $P2_1/c$; structure determined

$a = 10.224(2)$, $b = 19.085(4)$, $c = 5.252(1)$ Å,

$\beta = 92.23(3)^\circ$

10.22(100), 9.007(18), 4.934(23), 3.983(21),

3.353(31), 2.869(21), 2.616(35), 2.372(23)

Type material is deposited in the collections of the Dipartimento di Scienze della Terra,

Ambiente e Vita (DISTAV), Università degli Studi di Genova, Italy, catalogue number MO741, and the Natural History Museum Vienna, Vienna, Austria, catalogue number N 9733

How to cite: Kolitsch, U., Carbone, C., Belmonte, D., Cabella, R. and Ciriotti, M.E. (2014) Liguriaite, IMA 2014-035. CNMNC Newsletter No. 21, August 2014, page 803; *Mineralogical Magazine*, **78**, 797–804.

IMA No. 2014-036

Steinhardtite

Al

Khatyrka CV3 meteorite (which fell in the Koryak Mountains, Russia)

Luca Bindi*, Nan Yao, Chaney Lin, Lincoln S. Hollister, Gerald R. Poirier, Christopher L. Andronicos, Glenn J. MacPherson, Vadim V. Distler, Michael P. Eddy, Alexander Kostin, Valery Kryachko, William M. Steinhardt and Marina Yudovskaya

*E-mail: luca.bindi@unifi.it

A dimorph of aluminium

Cubic: $Im\bar{3}m$

$a = 3.02(1)$ Å

2.1355(100), 1.5100(14), 1.2329(25), 1.0677(8),

0.9550(12), 0.8718(4), 0.8071(32)

Type material is deposited in the mineralogical collection of the Museo di Storia Naturale, Sezione di Mineralogia e Litologia, Università di Firenze, Via La Pira 4, I-50121, Firenze (Italy), catalogue number 3142/I

How to cite: Bindi, L., Yao, N., Lin, C., Hollister, L.S., Poirier, G.R., Andronicos, C.L., MacPherson, G.J., Distler, V.V., Eddy, M.P., Kostin, A., Kryachko, V., Steinhardt, W.M. and Yudovskaya, M. (2014) Steinhardtite, IMA 2014-036. CNMNC Newsletter No. 21, August 2014, page 803; *Mineralogical Magazine*, **78**, 797–804.

IMA No. 2014-037

Ferro-pedrizite



Sangilen Upland, Sutlug Valley, Targi River Basin, Tuva Republic, Eastern Siberian Region, Russia (50°00'20"N, 96°37'40"E)

Sergey I. Konovalenko, Sergey A. Ananyev, Nikita V. Chukanov*, Ramiza K. Rastsvetaeva, Sergey M. Aksenov, Anatoliy I. Bakhtin, Anatoliy G. Nikolaev, Ramil Gainov, Anatoliy N. Sapozhnikov, Dmitriy I. Belakovskiy and

Yana V. Bychkova

*E-mail: chukanov@icp.ac.ru

Amphibole supergroup

Monoclinic: $C2/m$; structure determined

$a = 9.3716(4)$, $b = 17.649(1)$, $c = 5.2800(6)$ Å,
 $\beta = 102.22(1)^\circ$

8.147(52), 4.420(22), 3.385(18), 3.009(100),
2.7102(28), 2.6865(29), 2.4824(19), 1.6236(25)

Type material is deposited in the collections of the Mineralogical Museum of the Tomsk State University, Tomsk, 634050 Russia, registration number 19116

How to cite: Konovalenko, S.I., Ananyev, S.A., Chukanov, N.V., Rastsvetaeva, R.K., Aksenov, S.M., Bakhtin, A.I., Nikolaev, A.G., Gainov, R., Sapozhnikov, A.N., Belakovskiy, D.I. and Bychkova, I.V. (2014) Ferro-pedrizite, IMA 2014-037. CNMNC Newsletter No. 21, August 2014, page 803; *Mineralogical Magazine*, **78**, 797–804.

IMA No. 2014-038

Keutschite

$\text{Cu}_2\text{AgAsS}_4$

Uchucchacua polymetallic deposit, Oyon district, Catajumbo, Lima Department, Peru (10°37'15"S, 76°48'0"W)

Dan Topa*, Rie Takagi Fredrickson and Chris Stanley

*E-mail: Dan.Topa@nhm-wien.ac.at

Stannite group

Tetragonal: $I\bar{4}2m$; structure determined

$a = 5.5834(15)$, $c = 10.021(3)$ Å
3.09(vs), 2.79(ms), 1.966(s), 1.864(s), 1.659(s),
1.548(m), 1.270(m), 1.214(m)

Type material is deposited in the reference collection of the Naturhistorisches Museum Wien, Wien, Austria, specimen number N9734
How to cite: Topa, D., Takagi Fredrickson, R.

and Stanley, C. (2014) Keutschite, IMA 2014-038. CNMNC Newsletter No. 21, August 2014, page 804; *Mineralogical Magazine*, **78**, 797–804.

NOMENCLATURE PROPOSAL APPROVED IN JUNE 2014

Tobermorite group

A new nomenclature scheme has been approved for minerals in the tobermorite group. Several minerals in the group were also redefined. Plombièrite has been redefined as: $[\text{Ca}_4\text{Si}_6\text{O}_{16}(\text{OH})_2 \cdot 2\text{H}_2\text{O}] \cdot (\text{Ca} \cdot 5\text{H}_2\text{O})$; tobermorite has been redefined as two minerals: tobermorite $[\text{Ca}_4\text{Si}_6\text{O}_{17} \cdot 2\text{H}_2\text{O}] \cdot (\text{Ca} \cdot 3\text{H}_2\text{O})$ and kenotobermorite $[\text{Ca}_4\text{Si}_6\text{O}_{15}(\text{OH})_2 \cdot 2\text{H}_2\text{O}] \cdot 3\text{H}_2\text{O}$; clinotobermorite has been redefined as $[\text{Ca}_4\text{Si}_6\text{O}_{17} \cdot 2\text{H}_2\text{O}] \cdot (\text{Ca} \cdot 3\text{H}_2\text{O})$; and riversideite has been redefined as a questionable species.

NOMENCLATURE PROPOSALS APPROVED IN JULY 2014

IMA 14-B: Thorogummite

Proposal 14-B is accepted, and “thorogummite” is discredited. This name has been used to describe heterogeneous mixtures of secondary, non-crystalline minerals, produced by the alteration, hydration, or metamictization of thorite.

IMA 14-E: Jamborite

Proposal 14-E is accepted, and jamborite is no longer a “questionable species” but a valid species. Jamborite lies outside the hydrotalcite supergroup as defined by Mills *et al.* (2012); its ideal formula is $\text{Ni}_{1-x}^{2+}\text{Co}_x^{3+}(\text{OH})_{2-x}(\text{SO}_4)_x \cdot n\text{H}_2\text{O}$ [$x \leq 1/3$; $n \leq (1 - x)$].